

RADaR-
Repozitorijum
Arhiviranih
Digitalnih Radova
IBISS

Uputstvo za korisnike





Search



Recently Added

Associations between environmental variability and inversion polymorphism of *Drosophila subobscura*: meta-analysis of populations from the Central Balkans

Stamenković-Radak, Marina; Kenig, Bojan; Đurakić, M; Jelić, M; Eric, K; Anđelković, Marko (Climate ResearchClimate Research, 2019)

Risk Assessment of Toxic and Essential Trace Metals on the Thyroid Health at the Tissue Level: The Significance of Lead and Selenium for Colloid Goiter Disease

Stojasavljević, Aleksandar; Rovčanin, Branislav; Krstić, Đurđa; Borković-Mitić, Slavica; Paunović, Ivan; Diklić, Aleksandar; Gavrović-Jankulović, Marija; Manojlović, Dragan (Exposure and Health, 2019)

Design, Synthesis, Evaluation of Antimicrobial Activity and Docking Studies of New Thiazole-based Chalcones.

Tratrat, Christophe; Haroun, Michelyne; Xenikakis, Iakovos; Liaras, Konstantinos; Tsolaki, Evangelia; Eleftheriou, Phaedra; Petrou, Anthi; Aldhubiab, Bandar; Attimarad, Mahesh; Venugopala, Katharigatta N.; Harsha, Sree; Elsewedy, Heba S.; Geronikaki, Athina; Soković, Marina (Current Topics in Medicinal Chemistry, 2019)

Potential for *Acanthoscelides obtectus* to Adapt to New Hosts Seen in Laboratory Selection Experiments.

Savković, Uroš; Đorđević, Mirko; Stojković, Biljana (Insects, 2019)

Effects of ibogaine per os application on redox homeostasis in rat liver and erythrocytes

Vidonja Uzelac, Teodora; Tatalović, Nikola; Mijović, Milica; Koželj, Gordana; Nikolić-Kokić, Aleksandra; Oreščanin Dušić, Zorana; Bresjanac, Mara; Blagojević, Duško (Archives of Biological Sciences, 2019)

The role of potassium channels and calcium in the relaxation mechanism of magnesium sulfate on the isolated rat uterus

Sokolović, Dragana; Drakul, Dragana; Oreščanin Dušić, Zorana; Tatalović, Nikola; Pecelj, Milica; Milovanović, Slobodan; Blagojević, Duško (Archives of Biological Sciences, 2019)

Appendix A. dithiolequinolinethiones as new potential multitargeted antibacterial and antifungal agents: Synthesis, biological evaluation and molecular docking studies

Kartsev, Vicor; Shikhaliiev, Khidmet S.; Geronikaki, Athina; Medvedeva, Svetlana M.; Ledenyova, Irina V.; Krysin, Mikhail Yu; Petrou, Anthi; Ćirić, Ana; Glamočlija, Jasmina; Soković, Marina (European Journal of Medicinal Chemistry, 2019)

Evaluation of the river snail *Viviparus acerosus* as a potential bioindicator species of metal pollution in freshwater ecosystems

Despotović, Svetlana; Prokić, Marko; Gavrić, Jelena; Gavrilović, Branka; Radovanović, Tijana; Borković-Mitić, Slavica; Pavlović, Slađan; Saičić, Zorica (Archives of Biological Sciences, 2019)

All of DSpace

Collections

Authors

By Issue Date

Subjects

LISTED BY:

Year published

2010 - 2019 (1910)

2000 - 2009 (812)

1990 - 1999 (57)

1955 - 1959 (1)

Document Type

Article (2387)

Conference object (143)

Doctoral thesis (111)

Review (35)

Preprint (33)

Book part (30)

Other (18)

Book Section (12)



RADaR

<https://radar.ibiss.bg.ac.rs/>

RADaR je Repozitoriju Arhiviranih Digitalnih Radova Instituta za biološka istraživanja „Siniša Stanković“.

Cilj repozitorijuma je da omogući otvoreni pristup izdanjima IBISS-a i rezultatima istraživanja koja se realizuju u ovom institutu.

Softversku platformu, koju čini softver otvorenog koda DSpace, obezbedio je Računarski centar Univerziteta u Beogradu. Ona je prilagođena savremenim standardima koji se primenjuju u diseminaciji naučnih publikacija (usklađenost sa zahtevima Evropske komisije u vezi otvorenog pristupa publikacijama; diseminacija kroz OpenAire, BASE, CORE, Google Scholar itd.; integrisani ORCID identifikatori).

Repozitorijum ima interfejs na srpskom (ćirilica i latinica) i engleskom jeziku.



- RADaR ispunjava sve tehničke uslove koje propisuje Platforma za otvorenu nauku MPNTR (<http://www.mpn.gov.rs/wp-content/uploads/2018/07/Platforma-za-otvorenu-nauku.pdf>).

- Iako su društvene mreže namenjene istraživačima (npr. ResearchGate, Academia.edu i sl.) koristan kanal za diseminaciju naučnih rezultata, omogućavanjem javnog pristupa publikacijama posredstvom tih mreža ne ispunjavaju se zahtevi koje propisuje Platforma za otvorenu nauku MPNTR, a vrlo često se na taj način krše autorska prava!



Search



Search IBISS RADaR

This Institution

Evaluation of the river snail *Viviparus acerosus* as a potential bioindicator species of metal pollution in freshwater ecosystems

2019

Full text (481.2Kb)

Authors:

Despotović, Svetlana
Prokić, Marko
Gavrić, Jelena
Gavrilović, Branka
Radovanović, Tijana
Borković-Mitić, Slavica
Pavlović, Slađan
Saičić, Zorica

ORCID

Document Type:

Article (Published version)



© 2019 by the Serbian Biological Society

Metadata

Show full item record

Abstract:

Metal pollution of the aquatic environment is of global concern because metals are ubiquitous and can be accumulated in natural habitats as well as in organisms through the food chain. Accumulated metals are capable of inducing toxicity in living organisms, altering their reproductive success, behavior, immune response and biochemical processes. We examined the correlation between the concentrations of 9 metals (As, Cd, Cr, Cu, Fe, Mn, Ni, Pb and Zn) in the whole body of the river snail *Viviparus acerosus*, river water and sediment from three Serbian rivers with different levels of metal pollution, the Danube, Tisa and Velika Morava. Data about water quality showed that the concentrations of As, Cr, Fe and Ni were highest in the water of the Danube and of Cu, Mn and Zn in the water of the Velika Morava River. The concentrations of As and Mn were highest in the Danube River sediment, of Cd, Cu, Fe, Pb and Zn in the Tisa and of Cr and Ni in the sediment of the Velika Morava. The concentrations of all of the examined metals, except for Cu, were highest in snails from the Velika Morava. Correspondence analysis showed stronger correlations between metal concentrations in snails and the river sediment than between snails and river water. Several correlations between metal concentrations in snails and river sediment and water were established by Pearson's correlation test. The concentrations of metals in snail bodies were affected to a greater extent by the river sediment than by the river-water metal content. We conclude that *V. acerosus* has great potential as a bioindicator species of metal pollution in freshwater basins.

Keywords:

Danube; Tisa; Velika Morava; *Viviparus acerosus*; Metals

Source:

Archives of Biological Sciences, 2019, 71, 1, 39-47

Projects:

- Molecular and physiological biomonitoring of aerobic organisms based on the determination of biochemical biomarkers of oxidative stress (RS-173041)

DOI: 10.2298/ABS180801045D

WoS: 000463592100005

Scopus: 2-s2.0-85065481794

[Google Scholar]

Dokument je u otvorenom pristupu i može se preuzeti

Uslovi korišćenja definisani su licencom

Nazivi i šifre projekata

dc.creator	Despotović, Svetlana
dc.creator	Prokić, Marko
dc.creator	Gavić, Jelena
dc.creator	Gavrilović, Branka
dc.creator	Radovanović, Tijana
dc.creator	Borković-Mitić, Slavica
dc.creator	Pavlović, Slađan
dc.creator	Saičić, Zorica
dc.date.accessioned	2019-05-30T10:42:28Z
dc.date.available	2019-05-30T10:42:28Z
dc.date.issued	2019
dc.identifier.uri	http://www.doiserbia.nb.rs/Article.aspx?ID=0354-46641800045D
dc.identifier.uri	http://www.serbiosoc.org.rs/arch/index.php/abs/article/view/3270
dc.identifier.uri	http://ibiss-r.rcub.bg.ac.rs/123456789/3355
dc.description.abstract	Metal pollution of the aquatic environment is of global concern because metals are ubiquitous and can be accumulated in natural habitats as well as in organisms through the food chain. Accumulated metals are capable of inducing toxicity in living organisms, altering their reproductive success, behavior, immune response and biochemical processes. We examined the correlation between the concentrations of 9 metals (As, Cd, Cr, Cu, Fe, Mn, Ni, Pb and Zn) in the whole body of the river snail <i>Viviparus acerosus</i> , river water and sediment from three Serbian rivers with different levels of metal pollution, the Danube, Tisa and Velika Morava. Data about water quality showed that the concentrations of As, Cr, Fe and Ni were highest in the water of the Danube and of Cu, Mn and Zn in the water of the Velika Morava River. The concentrations of As and Mn were highest in the Danube River sediment, of Cd, Cu, Fe, Pb and Zn in the Tisa and of Cr and Ni in the sediment of the Velika Morava. The concentrations of all of the examined metals, except for Cu, were highest in snails from the Velika Morava. Correspondence analysis showed stronger correlations between metal concentrations in snails and the river sediment than between snails and river water. Several correlations between metal concentrations in snails and river sediment and water were established by Pearson's correlation test. The concentrations of metals in snail bodies were affected to a greater extent by the river sediment than by the river-water metal content. We conclude that <i>V. acerosus</i> has great potential as a bioindicator species of metal pollution in freshwater basins.
dc.relation	info:eu-repo/grantAgreement/MESTD/Basic Research (BR or ON)/173041/RS//
dc.rights	openAccess
dc.source	Archives of Biological Sciences

Otvoreni pristup

Oznaka projekta

dc.type	article	en
dc.rights.license	BY-NC-ND	Prava korišćenja / licenca
dcterms.abstract	Гаврић, Јелена; Деспотовић, Светлана; Гавриловић, Бранка; Радовановић, Тијана; Борковић-Митић, Славица; Павловић, Слађан; Саичић, Зорица; Прокић, Марко;	
dc.rights.holder	© 2019 by the Serbian Biological Society	
dc.citation.issue	1	
dc.citation.volume	71	
dc.identifier.doi	10.2298/ABS180801045D	
dc.identifier.scopus	2-s2.0-85065481794	
dc.identifier.wos	000463592100005	
dc.citation.apa	Despotović, S., Prokić, M., Gavić, J., Gavrilović, B., Radovanović, T., Borković-Mitić, S., et al. (2019). Evaluation of the river snail <i>Viviparus acerosus</i> as a potential bioindicator species of metal pollution in freshwater ecosystems. <i>Archives of Biological Sciences</i> , 71(1), 39–47.	
dc.citation.vancouver	Despotović S, Prokić M, Gavić J, Gavrilović B, Radovanović T, Borković-Mitić S, Pavlović S, Saičić Z. Evaluation of the river snail <i>Viviparus acerosus</i> as a potential bioindicator species of metal pollution in freshwater ecosystems. <i>Arch Biol Sci</i> . 2019;71(1):39–47.	
dc.citation.spage	39	
dc.citation.epage	47	
dc.type.version	publishedVersion	Verzija dokumenta
		en



Search



- Search IBISS RADaR
- This Institution

The hop-derived prenylflavonoid isoxanthohumol inhibits the formation of lung metastasis in B16-F10 murine melanoma model.

2019

Authors:

Krajnović, Tamara
Drača, Dijana
Kaluderović, Goran
Dunđerović, Duško
Mirkov, Ivana
Wessjohann, Ludger A.
Maksimović-Ivanić, Danijela
Mijatović, Sanja

Document Type:

Article (Published version)



© 2019 Elsevier Ltd.

Metadata

[Show full item record](#)

Abstract:

Isoxanthohumol (IXN), a prenylflavonoid from hops and beer, gained increasing attention as a potential chemopreventive agent. In the present study, IXN antimetastatic potential *in vitro* against the highly invasive melanoma cell line B16-F10 and *in vivo* in a murine metastatic model was investigated. Melanoma cell viability was diminished in a dose-dependent manner following the treatment with IXN. This decrease was a consequence of autophagy and caspase-dependent apoptosis. Additionally, the dividing potential of highly proliferative melanoma cells was dramatically affected by this isoflavonone, which was in correlation with an abrogated cell colony forming potential, indicating changes in their metastatic features. Concordantly, IXN promoted strong suppression of the processes that define metastasis- cell adhesion, invasion, and migration. Further investigation at the molecular level revealed that the abolished metastatic potential of a melanoma subclone was due to disrupted integrin signaling. Importantly, these results were reaffirmed *in vivo* where IXN inhibited the development of lung metastatic foci in tumor-challenged animals. The results of the present study may highlight the beneficial effects of IXN on melanoma as the most aggressive type of skin cancer and will hopefully shed a light on the possible use of this prenylflavonoid in the treatment of metastatic malignancies.

Keywords:

Hops flavonoids; Invasion inhibition; Isoxanthohumol; Melanoma; Metastasis; Murine metastatic model

Source:

Food and Chemical Toxicology, 2019, 129, 257-268

Projects:

- Molecular mechanisms of physiological and pharmacological control of inflammation and cancer (RS-173013)
- Leibniz Institute of Plant Biochemistry, Halle
- Hopsteiner (Simon H. Steiner Hopfen GmbH)

DOI: 10.1016/j.fct.2019.04.046

PubMed: 31034931

Scopus: 2-s2.0-85065122843

Dokument nije javno dostupan i
mogu ga preuzeti samo registrovani
korisnici

Sva prava su zadržana

The hop-derived prenylflavonoid isoxanthohumol inhibits the formation of lung metastasis in B16-F10 murine melanoma model.

dc.creator	Krajnović, Tamara
dc.creator	Drača, Dijana
dc.creator	Kaluđerović, Goran
dc.creator	Dunđerović, Duško
dc.creator	Mirkov, Ivana
dc.creator	Wessjohann, Ludger A.
dc.creator	Maksimović-Ivanić, Danijela
dc.creator	Mijatović, Sanja
dc.date.accessioned	2019-05-16T12:31:17Z
dc.date.available	2019-05-16T12:31:17Z
dc.date.issued	2019
dc.identifier.uri	https://www.sciencedirect.com/science/article/pii/S0278691519302455?via%3Dihub
dc.identifier.uri	http://ibiss-r.rcub.bg.ac.rs/123456789/3350

dc.description.abstract Isoxanthohumol (IXN), a prenylflavonoid from hops and beer, gained increasing attention as a potential chemopreventive agent. In the present study, IXN antimetastatic potential in vitro against the highly invasive melanoma cell line B16-F10 and in vivo in a murine metastatic model was investigated. Melanoma cell viability was diminished in a dose-dependent manner following the treatment with IXN. This decrease was a consequence of autophagy and caspase-dependent apoptosis. Additionally, the dividing potential of highly proliferative melanoma cells was dramatically affected by this isoflavanone, which was in correlation with an abrogated cell colony forming potential, indicating changes in their metastatic features. Concordantly, IXN promoted strong suppression of the processes that define metastasis- cell adhesion, invasion, and migration. Further investigation at the molecular level revealed that the abolished metastatic potential of a melanoma subclone was due to disrupted integrin signaling. Importantly, these results were reaffirmed in vivo where IXN inhibited the development of lung metastatic foci in tumor-challenged animals. The results of the present study may highlight the beneficial effects of IXN on melanoma as the most aggressive type of skin cancer and will hopefully shed a light on the possible use of this prenylflavonoid in the treatment of metastatic malignancies.

dc.relation	info:eu-repo/grantAgreement/MESTD/Basic Research (BR or ON)/173013/RS/
dc.relation	Leibniz Institute of Plant Biochemistry, Halle
dc.relation	Hopsteiner (Simon H. Steiner Hopfen GmbH)
dc.rights	closedAccess

dc.subject	Hops flavonoids
dc.subject	Invasion inhibition
dc.subject	Isoxanthohumol
dc.subject	Melanoma
dc.subject	Metastasis
dc.subject	Murine metastatic model
dc.title	The hop-derived prenylflavonoid isoxanthohumol inhibits the formation of lung metastasis in B16-F10 murine melanoma model.
dc.type	article
dc.rights.license	ARR
dcterms.abstract	Калуђеровић, Горан; Крајновић, Тамара; Драча, Дијана; Дунђеровић, Душко; Мирков, Ивана; Вессјоханн, Лудгер А.; Максимовић-Иванић, Данијела; Мijatовић, Сања;
dc.rights.holder	© 2019 Elsevier Ltd.
dc.citation.volume	129
dc.identifier.doi	10.1016/j.fct.2019.04.046
dc.identifier.pmid	31034931
dc.identifier.scopus	2-s2.0-85065122843
dc.citation.apa	Krajnović, T., Drača, D., Kaluđerović, G. N., Dunđerović, D., Mirkov, I., Wessjohann, L. A., ... Mijatović, S. (2019). The hop-derived prenylflavonoid isoxanthohumol inhibits the formation of lung metastasis in B16-F10 murine melanoma model. <i>Food and Chemical Toxicology</i> , 129, 257–268.
dc.citation.vancouver	Krajnović T, Drača D, Kaluđerović GN, Dunđerović D, Mirkov I, Wessjohann LA, Maksimović-Ivanić D, Mijatović S. The hop-derived prenylflavonoid isoxanthohumol inhibits the formation of lung metastasis in B16-F10 murine melanoma model. <i>Food Chem Toxicol.</i> 2019;129:257–68.
dc.citation.spage	257
dc.citation.epage	268
dc.type.version	publishedVersion
dc.citation.rank	m21a

Prava korišćenja /licenca

Oznake projekta

Verzija dokumenta

Nivo dostupnosti

Struktura i hijerarhija

The screenshot displays the IBISS system interface, illustrating the hierarchy of institutions and communities. It is divided into two main panels:

- Left Panel (Institutions/Communities):** Shows a list of departments under the IBISS institution. Each department has a plus sign icon to its left, indicating it can be expanded. The departments listed are: Department of Biochemistry, Department of Cytology, Department of Ecology, Department of Evolutionary Biology, Department of Genetic Research, Department of Genetics of Populations and Ecology, Department of Hydroecology and Water Protection, Department of Immunology, Department of Insect Physiology and Biochemistry, Department of Molecular Biology, Department of Neurobiology, Department of Neurophysiology, Department of Physiology, and Department of Plant Physiology. Below the departments is a list of document types: Article, Book, Book Chapter, Conference Proceeding, Doctoral Thesis, Manuscript, Other, Posters, and Published by IBISS.
- Right Panel (Institutions/Communities):** Shows a detailed view of the IBISS institution. It has a minus sign icon to its left, indicating it is expanded. Below the institution name, there is a list of document types: Article, Book, Book Chapter, Conference Proceeding, Doctoral Thesis, Manuscript, Other, and Research Data. At the bottom, there are plus sign icons next to the Department of Cytology and Department of Ecology, indicating they can be expanded.

Sadržaj repozitorijuma organizovan je u grupe i kolekcije. Svaka grupa (**community**) može sadržati više kolekcija (**collection**) i podkolekcija (**subcollection**).

Jedan dokument se može nalaziti u više kolekcija.

Korisnici unutar sistema imaju različita ovlašćenja: neki mogu samo da deponuju nova dokumenta, a neki proveravaju, menjaju i dopunjavaju metapodatke i regulišu pristup punom tekstu.

Ako ste uočili grešku ili želite da promenite neke podatke a ovlašćenja koja imate to ne dopuštaju, obratite se administratoru.

REGISTRACIJA KORISNIKA

Registracija korisnika

Registracija novog korisnika

Verifikuj mejl → Kreirajte profil → Završeno

Registrujte nalog da biste se pretplatili na mejl obaveštenja o kolekcijama i da biste unosili nove radove u digitalnu arhivu.

Mejl adresa: *

Institutska adresa
xxx@ibiss.bg.ac.rs

Da bi mogli samostalno da deponuju publikacije u repozitorijum, istraživači moraju da imaju registrovane korisničke naloge i odgovarajuća ovlašćenja.

Registracija se vrši popunjavanjem sledećeg formulara <https://radar.ibiss.bg.ac.rs/register> a ovlašćenja dodeljuje administrator (bibliotekar) nakon registracije.

Tek tada ćete moći da deponujete radove.



Pretraživanje



Prijava

Mejl adresa: *

Lozinka: *

Zaboravili ste lozinku?

Prijava

Nakon registracije, prijavite se uz pomoć pristupnih podataka (korisničko ime i lozinka) koje ste definisali.

Registruj novog korisnika

Registrujte nalog da biste se pretplatili na mejl obaveštenja o kolekcijama i da biste unosili nove radove u digitalnu arhivu.

Kliknite [ovde](#) da biste se registrovali.



Pretraživanje



Najnoviji radovi

Associations between environmental variability and inversion polymorphism: a genetic analysis of populations from the Central Balkans

Stamenković-Radak, Marina; Kenig, Bojan; Đurakić, M; Jelić, M; Eric, K; Anđelković, Marko (Climate Research, 2019)

Risk Assessment of Toxic and Essential Trace Metals on the Thyroid Health at the Tissue Level: The Significance of Lead and Selenium for Colloid Goiter Disease

Stojavljević, Aleksandar; Rovčanin, Branislav; Krstić, Đurđa; Borković-Mitić, Slavica; Paunović, Ivan; Diklić, Aleksandar; Gavrović-Jankulović, Marija; Manojlović, Dragan (Exposure and Health, 2019)

Design, Synthesis, Evaluation of Antimicrobial Activity and Docking Studies of New Thiazole-based Chalcones.

Tratrat, Christophe; Haroun, Michelyne; Xenikakis, Iakovos; Liaras, Konstantinos; Tsolaki, Evangelia; Aldhubiab, Bandar; Attimarad, Mahesh; Venugopala, Katharigatta N.; Harsha, Sree; Elsewedy, Mervat (Current Topics in Medicinal Chemistry, 2019)

Potential for *Acanthoscelides obtectus* to Adapt to New Hosts Seen in Laboratory Selection Experiments

Savković, Uroš; Đorđević, Mirko; Stojković, Biljana (Insects, 2019)

Effects of ibogaine per os application on redox homeostasis and mitochondrial function in rat esjanac.

Vidonja Uzelac, Teodora; Tatalović, Nikola; Mijović, Milica; Kocić, Miroslav; Maras, Blagojević, Duško (Archives of Biological Sciences, 2019)

The role of potassium channels and calcium in the regulation of uterine contractility in the rat uterus

Sokolović, Dragana; Drakul, Dragana; Oreščanin Dušić, Zorana; Tatalović, Nikola; Mijović, Milica; Mirovanović, Slobodan; Blagojević, Duško (Archives of Biological Sciences, 2019)

Appendix A. dithioloquinolinethiones as new potential multitargeted antibacterial and antifungal agents:

Pristup podešavanjima korisničkog naloga

Unos podataka

!!! Unos podataka je moguć tek pošto vam administrator dodeli te privilegije !!!

Kompletan repozitorijum

Kolekcije

Autori

Po datumu izdavanja

Teme

MOJ NALOG

Odjava

Profil

Deponovanje

PRIKAZ PREMA:

Godini objavljivanja

2010 - 2019 (1910)

2000 - 2009 (812)

1990 - 1999 (57)

1955 - 1959 (1)

Unos podataka



Submissions & Workflow tasks

Submissions

You can start a new submission by clicking this button.



Kliknite na plusić kako biste započeli unos.

The submission process includes describing the item and uploading the file(s) comprising it. Each community or collection may set its own submission policy.



Pretraživanje



Unos dokumenta

Izaberite kolekciju

Kolekcija:

Izaberite kolekciju...

Izaberite kolekciju...

IBISS > Import

Sledeći

- Pre unosa podataka obavezno proverite da li dokument već postoji u repozitorijumu. Uvek pretražite celokupan repozitorijum.
- Prvi korak – izbor kolekcije – na raspolaganju je samo **Import**
- Deponovani dokument će se automatski svrstati u izabranu kolekciju.

Unos dokumenta

Opis Opis Opis Postavljanje Pregled **Završetak**

Koraci unosa podataka. Tamnija boja pokazuje na kom ste trenutno koraku.

Osnovni podaci o dokumentu

Аутор(и):

Prezime, npr. Petrović

U ovo polje se unose samo podaci o primarnim autorima.
Podaci o urednicima, mentorima i sl. unose se na drugom mestu.
Unosite ih po redosledu pojavljivanja.

Ime, npr. Petar M.

Dodavanje

Potraži...

Наслов(и): *

Naslov publikacije – članka, poglavlja, monografije...

Dodavanje

Извор:

Naslov matične publikacije. Ako deponujete članak, u ovo polje se unosi naslov časopisa; ako deponujete poglavlje u monografiji, unosi se naslov monografije. Ako deponujete monografiju, ostaje prazno.

Датум публиковања: *

Godina

!!! Unosite samo godinu !!! Mesec i dan u sledećim poljima ostavite prazno

Mesec

Dan

- Pored polja koja mogu da se ponove stoji dugme „**Dodavanje**“. Na primer, možete uneti više autora ili više naslova (na različitim jezicima), više ključnih reči itd.
- Ako je publikacija samo na ćirilici, obavezno preslovite naslov u latinicu, tako da imamo dva naslova.
- Ne koristite skraćenice nazove časopisa, već puna imena.
- **NE UNOSITE PODATKE VELIKIM SLOVIMA, VEĆ PIŠITE U Sentence Case**

Kolacija

podaci o volumenu, svesci, paginaciji

Колација (волумен, број, странице):

волумен
волумен
број
почетна страница / број чланка
завршна страница

☐ spage:1043

Remove

Add

- Izaberite sa padajuće liste podatak koji želite da unesete.
- Unesite podatke.
- Pritisnite dugme „**Add**“.
- Ponovite postupak za svaki novi podatak.

Колација (волумен, број, странице):

волумен

Додавање

☐ volume:67
☐ issue:1
☐ spage:37

Remove

Obeležite podatak koji želite da obrišete i pritisnite dugme „**Remove**“.

Identifikatori

Идентификатор(и):

DOI
DOI
ISSN
ISBN
PubMed
COBISS-Id
ArXiv
Scopus
WOS

Додавање

- ▶ **Ako rad ima DOI, obavezno ga unesite**
- ▶ **Obavezno unesite i ISBN, odnosno ISSN**
- ▶ **Unesite sve identifikatore koje znate**

Идентификатор(и):

DOI

Додавање

☐ doi:10.2298/JGI1602 221D
☐ issn:0350-7599 (Print)
☐ issn:1821-2808 (Online)

Remove

Obeležite podatak koji želite da obrišete i pritisnite dugme „**Remove**“.

- ▶ Navođenje identifikatora olakšava pronalaženje i identifikaciju dokumenta.

Пројекат(и) који су финансирани истраживање:

info:eu-repo/grantAgreement/MESTD/inst-2020/200007/RS//

Додавање

Тип публикације

чланак опису

Ovde navodite podatak o finansiranju. To je informacija koja se u publikaciji navodi npr. u odeljku Funding ili Acknowledgement.

Ako je u pitanju Program rada domaće institucije, projekat resornog ministarstva, nekih evropskih projekata, način unosa ćete naći na ovom linku: <https://nardus.mpn.gov.rs/Files/projectData.xml>

Unesite tekst koji se nalazi između navodnika (ovde je obeleženo plavom bojom):

```
<project relation='info:eu-repo/grantAgreement/MESTD/inst-2020/200007/RS//'>
  <locale name='en'>Ministry of Education, Science and Technological Development, Republic of
  Serbia, Grant no. 451-03-68/2020-14/200007 (University of Belgrade, Institute for Biological Research
  'Siniša Stanković') </locale>
  <locale name='sr_RS'>Ministarstvo prosvete, nauke i tehnološkog razvoja Republike Srbije,
  Ugovor br. 451-03-68/2020-14/200007 (Univerzitet u Beogradu, Institut za biološka istraživanja 'Siniša
  Stanković') </locale>
  <locale name='sr'>Министарство просвете, науке и технолошког развоја Републике
  Србије, Уговор бр. 451-03-68/2020-14/200007 (Универзитет у Београду, Институт за биолошка
  истраживања 'Синиша Станковић') </locale>
</project>
```

- ▶ Unosite jedan po jedan klikom na dugme „Dodavanje“
- ▶ Ukoliko projekat nije na ovom spisku, unesite podatak kako se navodi u tekstu poglavlja.

SAVET

Za bržu pretragu projekta, u search na Browser-u koji koristite, iskopirajte broj projekta.

Tako ćete brzo stići do željenog rezultata.

```
<-> locale name= sr >
  Министарство просвете, науке и технолошког развоја Републике Србије, Уговор бр. 200017
  (Универзитет у Београду, Институт за нуклеарне науке Винча, Београд-Винча)
</locale>
</project>
<-> project relation="info:eu-repo/grantAgreement/MESTD/inst-2020/200007/RS/">
  <-> locale name="en">
    Ministry of Education, Science and Technological Development, Republic of Serbia, Grant no. 200007
    (University of Belgrade, Institute for Biological Research 'Siniša Stanković')
  </locale>
  <-> locale name="sr_RS">
    Министарство просвете, науке и технолошког развоја Републике Србије, Уговор бр. 200007 (Универзитет у
    Београду, Институт за биолошка истраживања 'Синиша Станковић')
  </locale>
  <-> locale name="sr">
    Министарство просвете, науке и технолошког развоја Републике Србије, Уговор бр. 200007
    (Универзитет у Београду, Институт за биолошка истраживања 'Синиша Станковић')
  </locale>
</project>
<-> project relation="info:eu-repo/grantAgreement/MESTD/inst-2020/200024/RS/">
  <-> locale name="en">
    Ministry of Education, Science and Technological Development, Republic of Serbia, Grant no. 200024
```

200007



Highlight All

Match Case

Match Diacritics

Whole Word



Tip publikacije

Тип публикације:

чланак у часопису

- чланак у часопису
- монографија
- поглавље у монографији
- конференцијски прилог
- предавање
- докторска теза
- приказ
- радни документ
- препринт
- извештај
- анотација
- дипломски рад
- мастер/магистарски рад
- новински чланак
- патент
- остало

Изаб

Osim navedenih, mogu se deponovati i drugi tipovi dokumenata, kao što su prezentacije, tabelarni prikazi, slike itd. U tom slučaju, treba izabrati tip „**ostalo**“

Navedena tipologija dokumenata usklađena je sa OpenAIRE 3.0 smernicama za digitalne repozitorijume.

Verzija publikacije

Верзија публикације:

објављена верзија

- објављена верзија
- радна верзија
- нерецenziрана верзија
- рецензирана верзија
- коригована верзија

U repozitorijum se može deponovati **više verzija iste publikacije**. Npr. može se deponovati **objavljena verzija**, koja zbog ograničenja izdavača neće biti javno dostupna, i može se deponovati **recenzirani rukopis (istog rada) prihvaćen za štampu**, koji će biti javno dostupan.

Različite verzije iste publikacije **deponuju se posebno**, svaka za sebe, a u metapodacima se navodi o kojoj verziji se radi.

Koja verzija sme biti javno dostupna najčešće zavisi od politike izdavača. Ti podaci se mogu naći na sajtu časopisa (**uređivačka politika, politika samoarhiviranja**, kao i u bazi podataka **SHERPA/RoMEO** (<http://www.sherpa.ac.uk/romeo/index.php>).

Jezik publikacije

Језик публикације:

- српски
- енглески
- руски
- француски
- немачки
- италијански

Ako želite da izaberete više jezika, pritisnite taster Ctrl.

Opis Opis Opis Postavljanje Završetak

Drugi korak

Osnovni podaci o dokumentu

Сажетак(ци):

Dodavanje

- Ecological and evolutionary factors, together with abiotic conditions, affect biogeographic patterns of genetic entities. The spatial and temporal variability of chromosomal inversions of *Drosophila subobscura* suggests that this species can serve as a good model for studying the effects of environmental change on the genetic structure of natural populations. A comprehensive meta-analysis of the association of environmental and climatic variables with inversion diversity patterns was performed on 20 *D. subobscura* populations from the central part of the Balkan Peninsula. Environmental data consisted of 3 sets of variables related to temperature and precipitation, extracted from 2 climatic databases, averaged over a 3 month period, and using biological instead of calendar dates of sampling. Arrangement frequency patterns are likely driven by a synergistic effect of factors related to temperature and precipitation. The frequencies of standard chromosomal arrangements tend to co-vary positively with precipitation, whereas parameters related to temperature appear to favor higher frequencies of the inverted and more complex chromosomal arrangements. A complex relationship among local environmental variables is evident from the results and reflects the probable effect of an altitudinal shift; the altitudinal gradient of inversions is different from their latitudinal gradient. The pattern of inversions is generally not associated with environmental variables, and a particular inversion cannot be a predictive genetic marker of global climate change. Populations in different habitats are subjected to habitat-specific selection regimes, while demographic factors and population history also affect the genetic variability pattern observed.

Remove

Кључне речи:

Ključne reči obavezno unosite jednu po jednu!

Dodavanje

< Prethodni Sačuvaj i izadi Sledeći >

- ▶ Ako publikacija ima apstrakte na više jezika, svi se mogu uneti zato što je polje **ponovljivo**.
- ▶ Ako publikacija nema apstrakt, u ovo polje se mogu unositi i druge vrste opisa sadržaja publikacije.
- ▶ **Ključne reči obavezno unosite jednu po jednu!**
- ▶ Ključne reči unesene u istom nizu videće se kao jedna ključna reč.
- ▶ Ključne reči se mogu unositi na različitim jezicima.
- ▶ Preporučujemo da unesete ključne reči na engleskom, čak i kada ih u samom radu nema.

Unos dokumenta

Opis Opis Opis Postavljanje Završetak

Osnovni podaci o dokumentu

Остала ауторства:

Prezime, npr. Petrović

Ime, npr. Petar M.

Dodavanje

Lookup

Издавач(и):

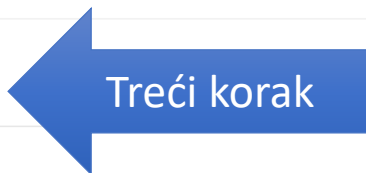
Mesto: Naziv izdavača

Dodavanje

Напомене и остало:

Uneti sve što je potrebno, a nije imalo gde da se unese.

Ako je u pitanju konferencijsko saopštenje, poglavlje u monografiji, monografija ili publikacija koja je dobila M-kategoriju posbenom odlukom, ovde upisatikategoriju.



► **Imena urednika monografije, mentora, prevodilaca, redaktora, fotografa itd. unose se u polje „Ostala autorstva“.**

► Podatak o izdavaču unosi se na sledeći način: **Mesto: Naziv izdavača**. Unesite podatke o svim izdavačima. Ako ne postoji podatak o mestu, unesite samo izdavača.

► Napomene i ostalo: polje u koje možete uneti sve one podatke koje niste mogli da unesete u druga polja, npr. komentare, naziv izdavačke zbirke, podatke o konferenciji, zahvalnost i slično. Takođe, **podatak o kategoriji za sve osim za naučni članak.**



Степен доступности:

Отворени приступ

Отворени приступ
Затворени приступ
Приступ са лозинком
Одложени приступ

Изабр

Otvoreni pristup: dokument je javno dostupan u punom tekstu.

Zatvoreni pristup: dokument nije dostupan.

Pristup sa lozinkom: dokument nije javno dostupan, ali registrovani korisnici repozitorijuma (odnosno zaposleni istraživači) mogu da ga preuzmu.

Odloženi pristup: dokument nije dostupan do određenog datuma zbog ograničenja koje nameću izdavači. Nakon tog datuma dokument postaje javno dostupan. Dužina trajanja embargo perioda može se naći na sajtu časopisa (**uređivačka politika, politika samoarhiviranja**, kao i u bazi podataka **SHERPA/ROMEO** (<http://www.sherpa.ac.uk/romeo/index.php>).

Zahtev za kopijom dokumenta

Korisnici treba da se prijave, da bi videli ovaj dokument.

Prijava

Unesite sledeće informacije da biste zahtevali kopiju dokumenta od osobe odgovorne za to

Risk Assessment of Toxic and Essential Trace Metals on the Thyroid Health at the Tissue Level: The Significance of Lead and Selenium for Colloid Goiter Disease

Ime:

Vaša mejl adresa:

Datoteke:

Svi fajlovi (uz ovaj dokument) su u ograničenom pristupu.

Samo obavezni fajli

Poruka:

Zahtev za kopijom

DSpace software copyright © 2002-2015 DuraSpace
IBISS RADaR repozitorijumu | Pošaljite zapažanja

Ako publikacija nije javno dostupna, korisnici koji nemaju pristup mogu da pošalju zahtev da im administrator pošalje kopiju.

Registrovanim korisnicima, sa pravima koje dodeljuje adminitsrator, takvi dokumenti su dostupni kada se uloguju u sistem.

Prava korišćenja

Тип лиценце:

- Creative Commons - Attribution 4.0 International
- Creative Commons - Attribution-Share Alike 4.0 International
- Creative Commons - Attribution-No Derivative Works 4.0 International
- Creative Commons - Attribution-NonCommercial 4.0 International
- Creative Commons - Attribution-Noncommercial-Share Alike 4.0 International
- Creative Commons - Attribution-Noncommercial-No Derivative Works 4.0 International
- Creative Commons - CC0 Public Domain
- All rights reserved

U repozitorijumu se prava korišćenja deponovanih dokumenata regulišu **licencama** ugrađenim u sistem.

Pored šest modula **Creative Commons** licenci, korisnici koji deponuju svoje radove mogu da koriste i i licencu CC0, koja označava odricanje od svih prava i odgovara javnom domenu.

Ako su sva prava zadržana, koristi se oznaka ***All rights reserved***.

Kada se deponuju radovi koji su publikovani, primenjuju se licence koje su definisali izdavači. **Podatak o licenci može se naći u samoj publikaciji ili na sajtu izdavača (obično u uređivačkoj politici).**

Kada prava korišćenja publikacije nisu definisana, treba od izdavača zatražiti dozvolu da se publikacija učini javno dostupnom pod određenim uslovima.

Ako se deponuju dokumenti koji nisu publikovani, autor sam bira licencu.

Nosilac autorskih prava

Носилац ауторских права:

Nosilac autorskih prava je najčešće izdavač ili autor. **Taj podatak možete naći u samoj publikaciji (© xxx) ili na sajtu izdavača (u odeljku o pravima i dozvolama za reprodukovanje ili u uređivačkoj politici).**

Unos dokumenta

Opis Opis Opis Postavljanje Završetak

Svaki zapis mora da ima fajl, jer Repozitorijum služi za **čuvanje fajlova**, a ne samo zapisa.

Postavi fajl(ove)

Datoteka: *

Choose File No file chosen

Unosimo „**Full text**“ kako se na strani zapisa ne bi pojavljivao naziv fajla s našeg računara, već ova fraza

Opis fajla:

Full text

Ograničen pristup do navedenog datuma:

mm/dd/yyyy

Slediti ovaj format pisanja datuma

Odloženi otvoreni pristup: definisanje embargo perioda, odnosno datuma kada dokument može da postane javno dostupan.

Razlog:

Pošalji fajl i dodaj novi fajl

Describe Describe Describe Upload Review

Review Submission

Describe Item

Аутор(и): Mandić, Marina

Наслов(и): RAĐANJE ŽIVIH MRTVACA: KARAKTERISTIKE ŽANRA ZOMBI FILMA I ROMEROVA VIZIJA APOKALIPSE

Извор: Antropologija

Датум публикавања: 2018

Колација (волумен, број, странице): почетна страница / број чланка:173

Колација (волумен, број, странице): завршна страница:190

Колација (волумен, број, странице): волумен:3

Колација (волумен, број, странице): број:18

Идентификатор(и): ISSN:1452-7243

Пројекат(и) који су финансирани истраживање: 177026: Kulturno nasleđe i identitet

Тип публикације: чланак у часопису

Верзија публикације: објављена верзија

Језик публикације: српски

Correct one of these

Describe Item

Сажетак(ци): Nastao 1968. godine filmom „Noć živih mrtvaca“, američkog režisera Džordža A. Romera, zombi žanr predstavlja sintezu žanrova apokalipse, naučne fantastike, horora i filmova o čudovištima. Inspirisan prethodnim filmskim tradicijama, Romero kombinovanjem elemenata pomenutih žanrova nudi sopstvenu viziju kraja sveta oličenu u postojanju čudovišta koje je istovremeno povod katastrofe i posledica koja karakteriše društveno okruženje. Romerovi filmovi predstavljaju metaforičko ogledalo društvenih okolnosti u kojima su nastali, te njihov razvoj možemo posmatrati kao dnevnik u koji su decenijama upisivana značenja određenih vremenskih epoha, društvenih dešavanja, kako od strane autora, tako i od strane publike koja uživa u ovim filmovima i tumači ih skladno sopstvenim iskustvima. Svojim specifičnim jezikom, zombi apokalipsa dekonstruiše ustanovljene društvene diskurse i konstruiše ih ponovo u narativnoj formi koja za cilj ima da izazove uznemirenost, strah i apokaliptičnu fantaziju zasnovanu na propasti zapadnog društvenog diskursa

Сажетак(ци): Starting from the theoretical explications of the genre film and Cawelti's concept of formula, this paper relates to the genre conceptualization and contextualization of the popular zombie film narrative. Pioneered by George Romero in 1968, and his film "Night of the Living Dead", zombie film genre represented by previous film traditions, Romero combined it with a contemporary setting. Romero's films can be viewed as a can be seen as a decades old diary in which can be seen by the audience, which views these films as a deconstruction of the social discourse and creates a particular survivalist fantasy within the contemporary society.

Кључне речи: zombi, Romero, apokalipse

Кључне речи: zombie, genre, Romero, apokalipse

Correct one of these

Describe Item

Издавач(и): Univerzitet u Beogradu – Filozofski fakultet

Издавач(и): Institut za etnologiju i antropologiju

Степен доступности: Отворени приступ

Тип лиценце: Creative Commons - Attribution

Correct one of these

Upload File(s)

mandic2018.pdf - Adobe PDF (Known)

Correct one of these

➤ U ovom koraku proverite unete podatke.

➤ Ukoliko želite nešto da promenite, kliknite „**Correct one of these**“.

➤ Ako ne želite odmah da ga deponujete, kliknite „**Save & Exit**“ pa se posle vratite na unos.

➤ Ako ste odlučili da završite unos, kliknite „**Complete submission**“

< Previous

Save & Exit

Complete submission

Završena predaja

Vaša predaja rada će proći kroz proceduru revizije za ovu kolekciju. Dobićete mejl čim vaš rad postane deo kolekcije ili ako je bilo problema sa Vašom predajom. Možete proveriti status predaje odlaskom na stranicu sa Vašim predajama.

[Idi na stranicu sa predajama](#)

Predaj novi rad

Kada je unos podataka završen, deponovani dokument će se naći na listi dokumenata koji čekaju da ih administrator pregleda i prihvati ili odbaci.

Tek nakon te provere zapis će biti javno vidljiv, a puni tekst dostupan (osim ako se ne nalazi u režimu zatvorenog pristupa, pristupa sa lozinkom ili odloženog pristupa).

Zadaci u predajama i procedurama

Nepotpune predaje radova

Ovo su nepotpune predaje radova. Takođe možete **započeti novu predaju rada**.

Naslov	Kolekcija	Predao
<input type="checkbox"/> Carboranyl Analogues of Ketoprofen with Cytostatic ...	Import	mejl:Zorica IBISS-Test

Ukloni obeležene predaje

Predaje koje su na razmatranju

Ovo su Vaši kompletirani zahtevi koje trenutno razmatra moderator kolekcije.

Naslov	Kolekcija	Status
Distinct Expression Patterns of Osteopontin and De ...	Import	Predati rad je na uređivanju
Altered cytokine expression in Helicobacter pylori ...	Import	Čeka na urednika

Ako iz bilo kojih razloga niste završili sa unosom podataka, nepotpuni zapis će biti sačuvan, tako da kasnije možete nastaviti sa radom.

Zadaci u predajama i procedurama

Nepotpune predaje radova

Ovo su nepotpune predaje radova. Takođe možete **započeti novu predaju rada**.

Naslov	Kolekcija	Predao
Carboranyl Analogues of Ketoprofen with Cytostatic ...	Import	mejl:Zorica IBISS-Test

Ukloni obeležene predaje

Predaje koje su na razmatranju

Ovo su Vaši kompletirani zahtevi koje trenutno razmatra moderator kolekcije.




Naslov	Kolekcija	Status
Distinct Expression Patterns of Osteopontin and De ...	Import	Predati rad je na uređivanju
Altered cytokine expression in Helicobacter pylori ...	Import	Čeka na urednika

Nedovršeni zapis

Unos dokumenta

Carboranyl Analogues of Ketoprofen with Cytostatic Activity against Human Melanoma and Colon Cancer Cell Lines

Autori:

Buzharevski, Antonio
Paskaš, Svetlana 
Laube, Markus
Lönnecke, Peter
Neumann, Wilma
Murganić, Blagoje
Mijatović, Sanja 
Maksimović-Ivanić, Danijela 
Pietzsch, Jens
Hey-Hawkins, Evamarie

Izvor:

ACS Omega

DOI: 10.1021/acsomega.9b00412

[[Google Scholar](#)]

URI

<https://pubs.acs.org/doi/10.1021/acsomega.9b00412>

Tip dokumenta:

Članak u časopisu (Objavljena verzija)

Prikaži sve podatke o radu

Nastavi Odustani

Unos dokumenta

Opis Opis Opis Postavljanje Završetak

Sačuvaj ili odbaci predaju?

Želite li da odbacite predaju ili da nastavite sa predajom kasnije? Možete se vratiti u proces predaje ako ste slučajno kliknuli na Izlaz.

Povratak - nastavi sa unosom podataka

Sačuvaj predaju - snimi unesene podatke

Odbaci predaju - obriši unesene podatke

Možete nastaviti sa unosom podataka ili potpuno odbaciti započeti zapis.

Različite verzije radova i zeleni otvoreni pristup

Sleep disorder and altered locomotor activity as biomarkers of the Parkinson's disease cholinopathy in rat

2018

Authors:

Čirić, Jelena 
 Lazić, Katarina 
 Kapor, Slobodan 
 Petrović, Jelena 
 Pešić, Vesna 
 Kanazir, Selma 
 Šaponjić, Jasna 

Document Type:

Article (Published version)



© 2017 Elsevier B.V.

Metadati

Show full item record

Abstract:

In order to find out the possible earliest biomarkers of Parkinson's disease (PD) cholinopathy, we followed the impact of bilateral pedunculopontine tegmental nucleus (PPT) lesion in rat on: the cortical and hippocampal sleep/wake states architectures, all sleep states related EEG microstructures, sleep spindles, the basal and stimulated locomotor activity. Sleep and basal locomotor activity in adult Wistar rats were followed during their active circadian phase, and throughout the same aging period. The bilateral PPT lesions were done by 0.1M ibotenic acid (IBO) during the surgical procedure for implantation of the electroencephalographic (EEG) and electromyographic (EMG) electrodes for chronic sleep recording. The cholinergic neuronal loss was identified by NADPH - diaphorase histochemistry. After all sleep and behavioral recording sessions, the locomotor activity was stimulated by d-amphetamine (d-AMPH) and the neuronal activity of striatum was followed by c-Fos immunolabeling. Impaired cholinergic innervation from the PPT was expressed earlier as sleep disorder then as movement disorder, and it was the earliest and long-lasting at hippocampal and thalamo-cortical level, and followed by a delayed "hypokinesia". This severe impact of a tonically impaired PPT cholinergic innervation was evidenced as the cholinergic interneuronal loss of the caudate putamen and as a suppressed c-Fos expression after stimulation by d-AMPH. In order how they occurred, the hippocampal non rapid eye movement (NREM) sleep disorder, altered high voltage sleep spindle (HVS) dynamics during rapid eye movement (REM) sleep in the hippocampus and motor cortex, and "hypokinesia" may serve as the biomarkers of PD cholinopathy onset and progression.

Keywords:

High voltage sleep spindles; Locomotor activity; Parkinson's disease; Pedunculopontine tegmental nucleus; Sleep; c-Fos

Source:

Behavioural Brain Research, 2018, 339, 79-92

Funding / projects:

- Neurobiology of sleep in aging and disease - electroencephalographic markers and modeling in the estimation of disorder (RS-173022)
- Brain plasticity in aging: effect of dietary restriction and anesthesia (RS-173022)

Related info:

- Version of <https://radar.ibiss.bg.ac.rs/handle/123456789/3361>

DOI: 10.1016/j.bbr.2017.11.021

ISSN: 0166-4328

PubMed: 29170000

WoS: 000424173300010

Scopus: 2-e2.0-85034764500

[Google Scholar]

URI

<http://linkinghub.elsevier.com/retrieve/pii/S0166432817312391>
<http://www.ncbi.nlm.nih.gov/pubmed/29170000>
<https://radar.ibiss.bg.ac.rs/handle/123456789/2932>

Collections
Article

<https://radar.ibiss.bg.ac.rs/handle/123456789/2932>

Sleep disorder and altered locomotor activity as biomarkers of the Parkinson's disease cholinopathy in rat

2018

Full text (2.318Mb)

Authors:

Čirić, Jelena 
 Lazić, Katarina 
 Kapor, Slobodan 
 Petrović, Jelena 
 Pešić, Vesna 
 Kanazir, Selma 
 Šaponjić, Jasna 

Document Type:

Article (Accepted Version)



© 2017 Elsevier B.V.

Metadati

Show full item record

Abstract:

In order to find out the possible earliest biomarkers of Parkinson's disease (PD) cholinopathy, we followed the impact of bilateral pedunculopontine tegmental nucleus (PPT) lesion in rat on: the cortical and hippocampal sleep/wake states architectures, all sleep states related EEG microstructures, sleep spindles, the basal and stimulated locomotor activity. Sleep and basal locomotor activity in adult Wistar rats were followed during their inactive circadian phase, and throughout the same aging period. The bilateral PPT lesions were done by 0.1M ibotenic acid (IBO) during the surgical procedure for implantation of the electroencephalographic (EEG) and electromyographic (EMG) electrodes for chronic sleep recording. The cholinergic neuronal loss was identified by NADPH - diaphorase histochemistry. After all sleep and behavioral recording sessions, the locomotor activity was stimulated by d-amphetamine (d-AMPH) and the neuronal activity of striatum was followed by c-Fos immunolabeling. Impaired cholinergic innervation from the PPT was expressed earlier as sleep disorder then as movement disorder, and it was the earliest and long-lasting at hippocampal and thalamo-cortical level, and followed by a delayed "hypokinesia". This severe impact of a tonically impaired PPT cholinergic innervation was evidenced as the cholinergic interneuronal loss of the caudate putamen and as a suppressed c-Fos expression after stimulation by d-AMPH. In order how they occurred, the hippocampal non rapid eye movement (NREM) sleep disorder, altered high voltage sleep spindle (HVS) dynamics during rapid eye movement (REM) sleep in the hippocampus and motor cortex, and "hypokinesia" may serve as the biomarkers of PD cholinopathy onset and progression.

Note:

This is the peer reviewed version of the following article: Čirić J, Lazić K, Kapor S, Petrović M, Petrović J, Pešić V, Kanazir S, Šaponjić J. Sleep disorder and altered locomotor activity as biomarkers of the Parkinson's disease cholinopathy in rat. Behav Brain Res. 2018;339:79-92. <http://dx.doi.org/10.1016/j.bbr.2017.11.021>.

Keywords:

High voltage sleep spindles; Locomotor activity; Parkinson's disease; Pedunculopontine tegmental nucleus; Sleep; c-Fos

Source:

Behavioural Brain Research, 2018, 339, 79-92

Funding / projects:

- Neurobiology of sleep in aging and disease - electroencephalographic markers and modeling in the estimation of disorder (RS-173022)

Related info:

- Version of <https://radar.ibiss.bg.ac.rs/handle/123456789/2932>

DOI: 10.1016/j.bbr.2017.11.021

PubMed: 29170000

WoS: 000424173300010

Scopus: 2-e2.0-85034764500

[Google Scholar]

URI

<http://linkinghub.elsevier.com/retrieve/pii/S0166432817312391>
<http://www.ncbi.nlm.nih.gov/pubmed/29170000>
<https://radar.ibiss.bg.ac.rs/handle/123456789/3361>

Collections
Article

<https://radar.ibiss.bg.ac.rs/handle/123456789/3361>

Ako u RADaR-u postoje dve verzije jednog rada, u e-Nauci će se taj rad pojaviti samo jednom.

Zeleni otvoreni pristup

Izdavači koji pristup časopisima uslovljavaju plaćanjem pretplate uglavnom ne dopuštaju da se objavljena verzija rada učini javno dostupnom.

Veliki broj časopisa dopušta da se **recenzirane (post-print)** i/ili **nerecenzirane (pre-print)** rukopise objavljenih radova učine javno dostupnim nakon nekog perioda (**embargo**).

Na sajtu časopisa (u odeljku uređivačka politika ili politika samoarhiviranja), kao i u bazi podataka **SHERPA/RoMEO** (<http://www.sherpa.ac.uk/romeo/index.php>) može se saznati koju verziju rada autori mogu da učine javno dostupnom. **Pre deponovanja obavezno proverite ove podatke!**

Recenzirane i nerecenzirane rukopise treba obeležiti – i u metapodacima, i u PDF verziji – **tako da čitaocima bude jasno da se radi o prethodnoj verziji objavljenog članka.**

Napomena treba da sadrži podatak o kojoj **verziji** se radi, potpune **bibliografske podatke** o objavljenoj verziji članka, **DOI u formi interaktivnog linka** i informaciju o **licenci** pod kojim se deponovana verzija distribuira (takođe u formi interaktivnog linka).



This is the **peer reviewed version** of the following article: **Ciric J, Lazic K, Kapor S, Perovic M, Petrovic J, Pesic V, Kanazir S, Saponjic J. Sleep disorder and altered locomotor activity as biomarkers of the Parkinson's disease cholinopathy in rat. Behav Brain Res. 2018;339:79-92. <http://dx.doi.org/10.1016/j.bbr.2017.11.021>.**

Attribution-NonCommercial-NoDerivatives 4.0 International (CC BY-NC-ND 4.0)

dc.type article
dc.type.version acceptedVersion

Članak u časopisu (Recenzirana verzija)

dc.description.other This is the peer-reviewed version of the article: Ignjatović, N.L., Penov-Gaši, K.M., Wu, V.M., Ajduković, J.J., Kojić, V.V., Vasiljević-Radović, D., Kuzmanović, M., Uskoković, V., Uskoković, D.P., 2016. Selective anticancer activity of hydroxyapatite/chitosan-poly(d,l)-lactide-co-glycolide particles loaded with an androstane-based cancer inhibitor. Colloids and Surfaces B: Biointerfaces 148, 629–639. <https://doi.org/10.1016/j.colsurfb.2016.09.041>

dc.identifier.doi 10.1016/j.colsurfb.2016.09.041

dc.rights.license BY-NC-ND

This is the peer-reviewed version of the article

Ignjatović, N.L., Penov-Gaši, K.M., Wu, V.M., Ajduković, J.J., Kojić, V.V., Vasiljević-Radović, D., Kuzmanović, M., Uskoković, V., Uskoković, D.P., 2016. Selective anticancer activity of hydroxyapatite/chitosan-poly(d,l)-lactide-co-glycolide particles loaded with an androstane-based cancer inhibitor. Colloids and Surfaces B: Biointerfaces 148, 629–639. <https://doi.org/10.1016/j.colsurfb.2016.09.041>



This work is licensed under

[Creative Commons - Attribution-Noncommercial-NoDerivative Works 3.0 Serbia](https://creativecommons.org/licenses/by-nc-nd/3.0/sr/)

dc.rights

embargoedAccess

Puni tekst nije dostupan zbog restrikcija izdavača. Biće dostupan nakon isteka embargo perioda.

Datum kada ističe embargo

dc.date.available

2020-05-22

Do different diets affect oxidative stress biomarkers and metal bioaccumulation in two snake species?

2019

Authors:

Gavrić, Jelena 
 Despotović, Svetlana 
 Prokić, Marko 
 Gavrilović, Branka 
 Radovanović, Tijana 
 Anđelković, Marko Z. 
 Tomović, Ljiljana
 Borković-Mitić, Slavica 
 Pavlović, Slađan 
 Saičić, Zorica 

Document Type:

Article (Accepted Version)



© 2019 Elsevier Inc.

Metadata

Show full item record

Abstract:

In this study we examined possible differences in heavy metal accumulation and oxidative stress parameters in the liver and muscle of two semi-aquatic snakes: grass snake (*Natrix natrix*) and dice snake (*N. tessellata*), that inhabit the same environment but differ in prey diversity. The obtained results revealed some interspecies, inter-tissue, prey-snake and prey-prey differences in heavy metal concentrations. Grass snakes prey contained significantly higher concentrations of Al, Cr and Fe as compared to food of dice snakes. Both investigated snakes accumulated generally lower concentrations of metals than their prey, indicating that they are not at risk of contaminant biomagnification. A significant interspecies difference in accumulation was observed only for Cu and Mn concentrations. On the other hand, analysis of oxidative stress biomarkers showed clear differences between the investigated snake species and the two investigated tissues. The liver of grass snake had increased superoxide dismutase, glutathione reductase and glutathione-S-transferase activities in comparison to dice snake. In muscle, a reverse trend was observed for the activities of these three enzymes, as well as for glutathione peroxidase activity. The higher number of significant correlations observed between oxidative stress biomarkers and heavy metal concentrations in grass snake points to upregulation of the antioxidative system (AOS), which resulted in a lower TBARS concentration. Results show that while the investigated snake species did not differ significantly in the accumulated metals, their defense mechanisms were different. This reveals the complexity of the AOS and points to the cooperation of different AOS components in individuals from natural populations.

Keywords:

Natrix natrix; *N. tessellata*; Heavy metals; Bioaccumulation; Oxidative stress biomarkers

Source:

Comparative Biochemistry and Physiology Part C: Toxicology & Pharmacology, 2019

Projects:

- Molecular and physiological biomonitoring of aerobic organisms based on the determination of biochemical biomarkers of oxidative stress (RS-173041)

DOI: 10.1016/J.CBPC.2019.05.010

Scopus: 2-s2.0-85066140911

[Google Scholar]

URI

<https://www.sciencedirect.com/science/article/pii/S1532045619300924?via%3Dihub>
<http://ibiss-r.rcub.bg.ac.rs/123456789/3351>

Collections

Manuscript

Primer časopisa koji dopušta samoarhiviranje i propisuje embargo period koji je u skladu maksimalnim embargo periodom koji dopušta **Platforma za otvorenu nauku**



Food and Function

Publication Information

Title	Food and Function (English)
ISSNs	Print: 2042-6496 Electronic: 2042-650X
URL	http://pubs.rsc.org/en/Journals/Journal/FO
Publishers	Royal Society of Chemistry (Society Publisher)

Publisher Policy

Open Access pathways permitted by this journal's policy are listed below by article version. Click on a pathway for a more detailed view.

Published Version [pathway a]	£ None	Non-Commercial Institutional Repository, Non-Commercial Repository, +3	+
Published Version [pathway b]	£ None	PMC, Journal Website	+
Accepted Version [pathway a]	12m	Institutional Repository, PMC, Non-Commercial Repository, +2	+
Accepted Version [pathway b]	£ None	Non-Commercial Institutional Repository, Non-Commercial Repository, +3	+
Accepted Version [pathway c]	£ None	PMC, Journal Website	+
Submitted Version	None	Any Repository, arXiv, Author's Homepage, +2	+

- U skladu sa Platformom za otvorenu nauku MPNTR, autor mora da deponuje **recenziranu verziju** rada u repozitorijum **neposredno nakon objavljivanja** i da omogući **otvoreni pristup istoj 12 (18 za društvene i humanističke nauke) meseci nakon objavlivanja rada u časopisu**. U ovom slučaju, embargo period koji izdavač propisuje u je skladu sa maksimalnim embargo periodom koji Platforma dopušta.

<https://v2.sherpa.ac.uk/id/publication/18015>

Primer časopisa koji dopušta samoarhiviranje, ali propisuje embargo period koji je duži od onog koji dopušta Platforma

Biomaterials

<https://v2.sherpa.ac.uk/id/publication/13691>

Publication Information

Title	Biomaterials [English]
ISSNs	Print: 0142-9612
URL	http://www.journals.elsevier.com/biomaterials/
Publishers	Elsevier [Commercial Publisher]
TJ Status	Jisc Approved Plan S Approved

Publisher Policy

Open Access pathways permitted by this journal's policy are listed below by article version. Click on a pathway for a more detailed view.

Published Version [pathway a]	£ None CC BY-NC-ND	Any Website, Journal Website, +4	+
Published Version [pathway b]	£ None CC BY	Any Website, Journal Website, +5	+
Published Version [pathway c]	£ None CC BY PMC	Any Repository, Subject Repository, Journal Website, +4	+
Accepted Version [pathway a]	None CC BY-NC-ND	arXiv, RePEc, Author's Homepage	+
Accepted Version [pathway b]	24m CC BY-NC-ND	Institutional Repository, Subject Repository	+

Izdavač dopušta da se recenzirana verzija deponuje tek nakon dve godine, što je duže od maksimalnog embargo perioda koji Platforma dopušta.

Da bi ispunili uslove koje propisuje Platforma, autori koji žele da objave rad u ovakvom časopisu (a ne žele da plate troškove objavljivanja) moraju da **pregovaraju sa izdavačem**, odnosno da pokušaju da dobiju dozvolu da bar recenziranu verziju rukopisa deponuju u repozitorijum u roku koji Platforma propisuje. Tokom pregovora, izdavaču se skreće pažnja da autor ima obavezu da omogući otvoreni pristup.

Međunarodna organizacija SPARC je razvila pravni instrument koji u tim pregovorima može biti od pomoći – aneks ugovora o ustupanju prava izdavaču: <https://sparcopen.org/our-work/author-rights/brochure-html/>. Ovaj aneks ugovora autoru omogućava da zadrži određena prava i da omogući otvoreni pristup u propisanom roku. Nakon prihvatanja rukopisa za objavljivanje, u trenutku kada izdavač od autora traži ustupanje autorskih prava, autor šalje popunjen formular aneksa ugovora izdavaču, zahtevajući da mu se omogući da zadrži određena prava. Prema dosadašnjim saznanjima, izdavači najčešće pristaju da potpišu aneks ugovora.

Biomaterials

0142-9612

24 months

Ima i časopisa koji:

- ne dopuštaju samoarhiviranje;
- dopuštaju samoarhiviranje **samo ako postoji sporazum između finansijera istraživanja i izdavača.**

Autor koji želi da objavi rad u takvom časopisu treba da pokuša da **pregovara sa izdavačem**, pozivajući se na obavezu propisanu Platformom.

Da bi ispunili uslove koje propisuje Platforma, autori koji žele da objave rad u ovakvom časopisu (a ne žele da plate troškove objavljivanja), moraju da pregovaraju sa izdavačem, odnosno da pokušaju da dobiju dozvolu da bar recenziranu verziju rukopisa deponuju u repozitorijum u roku koji Platforma propisuje. Tokom pregovora, izdavaču se skreće pažnja da autor ima obavezu da omogući otvoreni pristup.

Međunarodna organizacija SPARC je razvila pravni instrument koji u tim pregovorima može biti od pomoći – aneks ugovora o ustupanju prava izdavaču: <https://sparcopen.org/our-work/author-rights/brochure-html/>. Ovaj aneks ugovora autoru omogućava da zadrži određena prava i da omogući otvoreni pristup u propisanom roku. Nakon prihvatanja rukopisa za objavljivanje, u trenutku kada izdavač od autora traži ustupanje autorskih prava, autor šalje popunjen formular aneksa ugovora izdavaču, zahtevajući da mu se omogući da zadrži određena prava.

Prema dosadašnjim saznanjima, izdavači najčešće pristaju da potpišu aneks ugovora.

Zlatni otvoreni pristup i samoarhiviranje

Časopis naplaćuje troškove objavljivanja (*Article Processing Charge*), a sadržaj je besplatan za čitanje

Open Access and Article Processing Charge (APC)

All articles published in *Antibiotics* (ISSN 2079-6382) are published in full open access. In order to provide free access to readers, and to cover the costs of peer review, copyediting, typesetting, long-term archiving, and journal management, an article processing charge (APC) of **2000 CHF (Swiss Francs)** applies to papers accepted after peer review. In addition to Swiss Francs (CHF), we also accept payment in Euros (EUR), US Dollars (USD), British Pound Sterling (GBP), Japanese Yen (JPY) or Canadian Dollars (CAD).

Local VAT or Sales Tax will be added if applicable.

Submitted papers should be well formatted and use good English. Authors may use MDPI's English editing service prior to publication or during author revisions. Note that many national and private research funding organizations and universities explicitly cover APCs for articles resulting from funded research projects. Discounts are also available for authors from institutes which participate in MDPI's Institutional Open Access Program (IOAP).

U ovom časopisu, svi radovi su dostupni u otvorenom pristupu, a autori plaćaju troškove objavljivanja.

U skladu sa Platformom za otvorenu nauku MPNTR, i pored toga što su objavili rad u časopisu u otvorenom pristupu, autori imaju obavezu da rad deponuju u institucionalni repozitorijum. Autori će deponovati u repozitorijum **objavljenu verziju neposredno nakon objavljivanja i istovremeno će omogućiti otvoreni pristup integralnom tekstu, pod istom licencom pod kojom je rad objavljen u časopisu.**

Antibiotics

Publication Information

Title	Antibiotics [English]
ISSNs	Electronic: 2079-6382
URL	http://www.mdpi.com/journal/antibiotics
Publishers	MDPI [Commercial Publisher]
DOAJ Listing	https://doaj.org/toc/2079-6382
Requires APC	Yes [Data provided by DOAJ]

Publisher Policy

Open Access pathways permitted by this journal's policy are listed below by article version. Click on a pathway for a more detailed view.

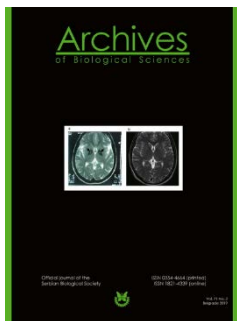
Published Version	None	CC BY	PMC	⋮	🔗	
	📄 Any Repository, Journal Website, +1					⋮
Accepted Version	None	CC BY	⋮	🔗		
	📄 Any Repository					⋮
Submitted Version	None	CC BY	⋮	🔗		
	📄 Any Repository					⋮

For more information, please see the following links:

- MDPI Open Access Information and Policy



Časopis ne naplaćuje troškove objavljivanja, a sadržaj je besplatan za čitanje (tzv. dijamantski ili platinasti otvoreni pristup, *no-APC Open Access, APC-free OA*)



Publication Charges

The Archives of Biological Sciences does not charge any manuscript processing and/or publishing fees.

Self-archiving Policy

The Archives of Biological Sciences allows authors to deposit Author's Pre-print, Author's Post-print (accepted version) and Publisher's version/PDF in an institutional repository and non-commercial subject-based repositories, such as PubMed entral, Europe PMC or arXiv, or to publish it on author's personal website and departmental website, at any time after publication. Publisher copyright and source must be acknowledged for deposit of Author's Post-print or Publisher's version/PDF, and a link must be made to the article's DOI.

Open Access Policy

Articles published in the Archives of Biological Sciences will be Open-Access articles distributed under a [Creative Commons Attribution-NonCommercial-NoDerivatives 4.0 International License](#).

U skladu sa Platformom za otvorenu nauku MPNTR, i pored toga što su objavili rad u časopisu u otvorenom pristupu, autori imaju obavezu da rad deponuju u institucionalni repozitorijum.

Autori će deponovati u repozitorijum **objavljenu verziju neposredno nakon objavljivanja i istovremeno će omogućiti otvoreni pristup u skladu sa licencom definisanom u izdavačkoj politici časopisa** – u ovom slučaju CC BY

Svi radovi su u otvorenom pristupu. U izdavačkoj politici časopisa jasno je navedeno da se nikakvi troškovi publikovanja ne naplaćuju. Časopis je besplatan i za autore i za čitaoce.

<http://www.serbiosoc.org.rs/arch/index.php/abs/about/editorialPolicies#sectionPolicie>

Hibridni otvoreni pristup – sadržaj časopisa je dostupan uz plaćanje pretplate, a autori koji žele da njihovi članci budu dostupni u otvorenom pristupu plaćaju troškove objavljivanja



ISSN: 0142-9612

User Rights

All articles published gold open access will be immediately and permanently free for everyone to read and download. We offer authors a choice of user licenses, which define the permitted reuse of articles (see <https://www.elsevier.com/openaccesslicenses>). We are continuously working with our author communities to select the best choice of license options, currently being defined for this journal as follows:

- Creative Commons Attribution (CC BY)
- Creative Commons Attribution-NonCommercial-NoDerivs (CC BY-NC-ND)

Gold Open Access Publication Fee

To provide gold open access, this journal has a publication fee which needs to be met by the authors or their research funders for each article published open access. The gold open access publication fee for this journal is **USD 3900**, excluding taxes.

This journal offers authors two choices to publish their research:

Open Access

Articles are freely available to both subscribers and the wider public with permitted reuse.

An [open access publication fee](#) is payable by authors or their research funder.

Subscription

Articles are made available to subscribers as well as developing countries and patient groups through our [access programs](#).

No open access publication fee.

Green Open Access (e.g. self-archiving)

Authors can share their research in a variety of different ways and Elsevier has a number of green open access options available. We recommend authors see our [green open access page](#) for further information. An author can also self-archive their author manuscript immediately and enable public access from their institution's repository after an embargo period. This is the version that has been accepted for publication and which typically includes author-incorporated changes suggested during submission, peer review and in editor-author communications.

An author is entitled to post the [accepted manuscript](#) in their institution's repository and make this public after an embargo period (known as green Open Access). The embargo period for this journal can be found below.

The [published journal article](#) cannot be shared publicly, for example on ResearchGate or Academia.edu, to ensure the sustainability of peer-reviewed research in journal publications.

Embargo Period

For subscription articles, an appropriate amount of time is needed for journals to deliver value to subscribing customers before a manuscript becomes available for free to the public. This is called an embargo period and it begins from the date the article is formally published online in its final and fully citable form. [Find out more](#)
This journal has an embargo period of 24 months.

Autori mogu da izaberu da li će:

- ▶ platiti troškove objavljivanja i omogućiti otvoreni pristup, ili
- ▶ neće platiti troškove objavljivanja, pa će pristup imati samo čitaoci pretplaćeni na časopis.





























Biomaterials

Publication Information

Title	Biomaterials [English]
ISSNs	Print: 0142-9612
URL	http://www.journals.elsevier.com/biomaterials/
Publishers	Elsevier [Commercial Publisher]
TJ Status	Jisc Approved Plan S Approved

Publisher Policy

Open Access pathways permitted by this journal's policy are listed below by article version. Click on a pathway for a more detailed view.

Published Version [pathway a]	   None  CC BY-NC-ND 	 Any Website, Journal Website, +4	+
Published Version [pathway b]	   None  CC BY 	 Any Website, Journal Website, +5	+
Published Version [pathway c]	    None  CC BY  PMC 	 Any Repository, Subject Repository, Journal Website, +4	+
Accepted Version [pathway a]	 None  CC BY-NC-ND  	 arXiv, RePEc, Author's Homepage	+
Accepted Version	 24m  CC BY-NC-ND 		

Ako izaberu prvu opciju, autori treba da deponuju u repozitorijum **objavljenu verziju odmah nakon objavljivanja**, i to **u skladu sa licencom definisanom u izdavačkoj politici časopisa**.

Ako izaberu drugu opciju, primenjuju se pravila koja važe za zeleni otvoreni pristup. Prema politici časopisa, otvoreni pristup recenziranoj verziji može se omogućiti tek nakon 24 meseca. Da bi ispunili uslove koje propisuje Platforma, autori moraju da **pregovaraju sa izdavačem**, odnosno da pokušaju da dobiju dozvolu da bar recenziranu verziju rukopisa deponuju u repozitorijum u roku koji Platforma propisuje.

Licence

- ▶ Svi zapisi u repozitorijumu **moraju** da sadrže podatak o pravima korišćenja deponovanog sadržaja, odnosno licencu.
- ▶ Ako je autor istovremeno i nosilac autorskih prava, uslove pod kojima želi da distribuira svoje delo odrediće sam (odnosno, sam će odabrati licencu). **Autorima se preporučuje da zadrže autorska prava nad publikacijama i drugim rezultatima istraživanja kad god je to moguće.**
- ▶ Ako je autor preneo prava na izdavača, prilikom deponovanja publikacije u repozitorijum **navešće licencu pod kojom je ona objavljena.** Podaci o licenci mogu se naći u elektronskoj verziji same publikacije i/ili u izdavačkoj politici na sajtu izdavača.
- ▶ Ako podatak o licenci, odnosno pravima korišćenja publikacije, nigde nije naveden, **podrazumeva se da nikakva prava korišćenja nisu data,** odnosno da su **sva prava zadržana.**
- ▶ U repozitorijum su integrisane *Creative Commons* licence.



CC0 1.0 Universal (CC0 1.0) (<https://creativecommons.org/publicdomain/zero/1.0/>)

Autor se odriče svih prava i predaje delo u javni domen. Dozvoljeno je umnožavati, distribuirati i javno saopštavati delo; preraditi ga i koristiti čak i u komercijalne svrhe i za to nije potrebno tražiti dozvolu.



Attribution – CC BY (<https://creativecommons.org/licenses/by/4.0/>)

Autorstvo – Moraju se navesti podaci o izvornom delu i link ka licenci, i mora se naglasiti da li je izvorno delo izmenjeno. Dozvoljeno je umnožavati, distribuirati i javno saopštavati delo; preraditi ga i koristiti čak i u komercijalne svrhe.



Attribution-ShareAlike – CC BY-SA (<https://creativecommons.org/licenses/by-sa/4.0/>)

Autorstvo – Deliti pod istim uslovima – Moraju se navesti podaci o izvornom delu i link ka licenci, i mora se naglasiti da li je izvorno delo izmenjeno. Ako se prerađuje izvorno delo ili se inkorporira u novu celinu, novo delo se mora deliti pod istom licencom. Dozvoljeno je umnožavati, distribuirati i javno saopštavati delo; preraditi ga i koristiti čak i u komercijalne svrhe.



Attribution-NonCommercial – CC BY-NC (<https://creativecommons.org/licenses/by-nc/4.0/>)

Autorstvo – Nekomercijalno – Moraju se navesti podaci o izvornom delu i link ka licenci, i mora se naglasiti da li je izvorno delo izmenjeno. Materijal se ne sme koristiti u komercijalne svrhe. Dozvoljeno je umnožavati, distribuirati, javno saopštavati i preraditi delo.



Attribution-NoDerivs – CC BY-ND (<https://creativecommons.org/licenses/by-nd/4.0/>)

Autorstvo – Bez prerade – Moraju se navesti podaci o izvornom delu i link ka licenci, i mora se naglasiti da li je izvorno delo izmenjeno. Ako se prerađuje izvorno delo ili se inkorporira u novu celinu, izmenjeno delo se ne sme distribuirati. Dozvoljeno je umnožavati i distribuirati delo čak i u komercijalne svrhe.



Attribution-NonCommercial-ShareAlike – CC BY-NC-SA (<https://creativecommons.org/licenses/by-nc-sa/4.0/>)

Autorstvo – Nekomercijalno – Deliti pod istim uslovima – Moraju se navesti podaci o izvornom delu i link ka licenci, i mora se naglasiti da li je izvorno delo izmenjeno. Ako se prerađuje izvorno delo ili se inkorporira u novu celinu, novo delo se mora deliti pod istom licencom. Materijal se ne sme koristiti u komercijalne svrhe. Dozvoljeno je umnožavati, distribuirati, javno saopštavati i preraditi delo.



Attribution-NonCommercial-NoDerivs – CC BY-NC-ND (<https://creativecommons.org/licenses/by-nc-nd/4.0/>)

Autorstvo – Nekomercijalno – Bez prerade – Moraju se navesti podaci o izvornom delu i link ka licenci, i mora se naglasiti da li je izvorno delo izmenjeno. Materijal se ne sme koristiti u komercijalne svrhe. Ako se prerađuje izvorno delo ili se inkorporira u novu celinu, izmenjeno delo se ne sme distribuirati. Dozvoljeno je umnožavati i distribuirati delo u svim medijima i formatima.

Podaci o projektu i finansijeru istraživanja

Oznaka IBISS ugovora sa MPNTR:

<https://nardus.mpn.gov.rs/Files/projectData.xml>

- Ministarstvo prosvete, nauke i tehnološkog razvoja Republike Srbije, Ugovor br. 451-03-68/2020-14/200007 (Univerzitet u Beogradu, Institut za biološka istraživanja 'Siniša Stanković')

info:eu-repo/grantAgreement/MESTD-2020/inst/200007/RS//

Oznake svih projekata (FP7, Horizon2020, projekti MPNTR 2006-2010. i 2011-2019):

<https://nardus.mpn.gov.rs/Files/projectData.xml>

- **OI173003** *Genetička i fenetička raznovrsnost u prirodnim populacijama u različitim sredinama – doprinos polimorfizma B hromozoma*
info:eu-repo/grantAgreement/MESTD/Basic Research (BR or ON)/173003/RS//
- **OI173007** *Evolucija u laboratoriji i adaptacije u prirodi*
info:eu-repo/grantAgreement/MESTD/Basic Research (BR or ON)/173007/RS//
- **OI173009** *Odgovor neuroendokrinog sistema pacova na odabrane biljne ekstrakte, fitoestrogene, steroidne i peptidne hormone*
info:eu-repo/grantAgreement/MESTD/Basic Research (BR or ON)/173009/RS//
- **OI173011** *Procena ekofiziološkog i genetičkog diverziteta biljaka u šumskim ekosistemima*
info:eu-repo/grantAgreement/MESTD/Basic Research (BR or ON)/173011/RS//
- **OI173013** *Molekularni mehanizmi fiziološke i farmakološke kontrole inflamacije i kancera*
info:eu-repo/grantAgreement/MESTD/Basic Research (BR or ON)/173013/RS//

Oznake svih projekata (FP7, Horizon2020, projekti MPNTR 2006-2010. i 2011-2019):

<https://nardus.mpn.gov.rs/Files/projectData.xml>

- **OI173014** *Molekularni mehanizmi redoks signalinga u homeostazi, adaptaciji i patologiji*
info:eu-repo/grantAgreement/MESTD/Basic Research (BR or ON)/173014/RS//
- **OI173015** *Biotehnologija in vitro – gajene, lekovite i ugrožene biljne vrste*
info:eu-repo/grantAgreement/MESTD/Basic Research (BR or ON)/173015/RS//
- **OI173018** *Ekofiziološke adaptivne strategije biljaka u uslovima multipnog stresa*
info:eu-repo/grantAgreement/MESTD/Basic Research (BR or ON)/173018/RS//
- **OI173020** *Signalni molekuli u dijabetesu: identifikacija potencijalnih bioloških markera uključenih u modifikaciju i integraciju signalnih puteva u cilju predikcije i intervencije u dijabetesu*
info:eu-repo/grantAgreement/MESTD/Basic Research (BR or ON)/173020/RS//
- **OI173022** *Neurobiologija spavanja u starenju i bolest - elektroencefalografski markeri i modeliranje u proceni poremećaja*
info:eu-repo/grantAgreement/MESTD/Basic Research (BR or ON)/173022/RS//

Oznake svih projekata (FP7, Horizon2020, projekti MPNTR 2006-2010. i 2011-2019):

<https://nardus.mpn.gov.rs/Files/projectData.xml>

- **OI173024** *Fiziološka, hemijska i molekularna analiza diverziteta odabranih retkih i ugroženih biljnih vrsta i upotreba biotehnologije u cilju ex situ zaštite i produkcije biološki aktivnih jedinjenja*
info:eu-repo/grantAgreement/MESTD/Basic Research (BR or ON)/173024/RS//
- **OI173025** *Evolucija u heterogenim sredinama: mehanizmi adaptacija, biomonitoring i konzervacija biodiverziteta*
info:eu-repo/grantAgreement/MESTD/Basic Research (BR or ON)/173025/RS//
- **OI173027** *Uticaj magnetnih polja i drugih sredinskih stresora na fiziološke odgovore i ponašanje različitih vrsta*
info:eu-repo/grantAgreement/MESTD/Basic Research (BR or ON)/173027/RS//
- **OI173035** *Ćelijski i molekularni mehanizmi oporavka pacova od eksperimentalnog autoimunskog encefalomijelitisa*
info:eu-repo/grantAgreement/MESTD/Basic Research (BR or ON)/173035/RS//
- **OI173039** *Imunomodulatorni efekti ksenobiotika i biotičkih faktora životne sredine na populacije mišolikih glodara*
info:eu-repo/grantAgreement/MESTD/Basic Research (BR or ON)/173039/RS//

Oznake svih projekata (FP7, Horizon2020, projekti MPNTR 2006-2010. i 2011-2019):

<https://nardus.mpn.gov.rs/Files/projectData.xml>

- **OI173041** *Molekularno fiziološki biomonitoring aerobnih organizama zasnovan na određivanju biohemijskih biomarkera oksidacionog stresa*
info:eu-repo/grantAgreement/MESTD/Basic Research (BR or ON)/173041/RS//
- **OI173043** *Diverzitet vodozemaca i gmizavaca Balkana: evolucioni aspekti i konzervacija*
info:eu-repo/grantAgreement/MESTD/Basic Research (BR or ON)/173043/RS//
- **OI173053** *Uloga autofagije u regulaciji smrti tumorskih ćelija*
info:eu-repo/grantAgreement/MESTD/Basic Research (BR or ON)/173053/RS//
- **OI173054** *Uloga reaktivnih vrsta kiseonika i azota u reprodukciji: moguća primena u lečenju humanog steriliteta*
info:eu-repo/grantAgreement/MESTD/Basic Research (BR or ON)/173054/RS//
- **OI173055** *Belo ili/i mrko: značaj masnog tkiva u održanju ukupne redoks zavisne metaboličke kontrole u fiziološkim adaptacijama i metaboličkim poremećajima*
info:eu-repo/grantAgreement/MESTD/Basic Research (BR or ON)/173055/RS//

Oznake svih projekata (FP7, Horizon2020, projekti MPNTR 2006-2010. i 2011-2019):

<https://nardus.mpn.gov.rs/Files/projectData.xml>

- **OI173056** *Plastičnost mozga tokom starenja: uticaj dijetalne restrikcije i anestezije*
info:eu-repo/grantAgreement/MESTD/Basic Research (BR or ON)/173056/RS//
- **III41009** *Uloga steroidnih hormona u neuroendokrinoj adaptaciji na stres i patofiziologiji metaboličkog sindroma – molekularni mehanizmi i kliničke implikacije*
info:eu-repo/grantAgreement/MESTD/Integrated and Interdisciplinary Research (IIR or III)/41009/RS/
- **III41014** *Ćelijska i molekulska osnova neuroinflamacije: potencijalna ciljna mesta za translacionu medicinu i terapiju*
info:eu-repo/grantAgreement/MESTD/Integrated and Interdisciplinary Research (IIR or III)/41014/RS//
- **III41031** *Identifikacija molekularnih markera za predikciju progresije tumora, odgovora na terapiju i ishoda bolesti*
info:eu-repo/grantAgreement/MESTD/Integrated and Interdisciplinary Research (IIR or III)/41031/RS//
- **TP31019** *Razvoj i primena biotehnoških postupaka u dobijanju zdravog sadnog materijala ukrasnih biljaka*
info:eu-repo/grantAgreement/MESTD/Technological Development (TD or TR)/31019/RS//
- **TP31049** *Razvoj i primena proteinskih markera u odabiru sorti krompira otpornih prema visokim temperaturama*
info:eu-repo/grantAgreement/MESTD/Technological Development (TD or TR)/31049/RS//

Datoteke - integralni tekst

- ▶ Ne koristiti ćirilicu u nazivu datoteke
- ▶ Ne koristiti latinična slova sa dijakriticima u nazivu datoteke
- ▶ Izbegavati prored (prazna mesta) u nazivu datoteke

Kreiranje PDF datoteke

MS Word / Open Office: opcija Save as, tip datoteke XPS/PDF

Izdvajanje određenog broja strana iz postojećeg PDF dokumenta:

Acrobat Reader, koristiti opciju Print i definisati raspon strana koje treba izdvojiti; pod Printer izabrati Adobe PDF

Spajanje dva PDF dokumenta u jednu datoteku (npr. naslovna strana i impresum i tekst članka)

Besplatni alati na internetu

- <http://combinepdf.com/>
- https://www.ilovepdf.com/merge_pdf
- <https://smallpdf.com/merge-pdf>
- <https://www.pdfmerge.com/>
- <http://pdfjoiner.com/>

Dodatne aplikacije

Authors 

Authority Key	Name Variants
orcid::0000-0002-7381-756X	• Soković, Marina (363)
orcid::0000-0001-6823-1137	• Glamočlija, Jasmina (206)
orcid::0000-0002-5555-7266	• Milošević, Verica (195)
orcid::0000-0002-9478-5448	• Ćirić, Ana (193)
orcid::0000-0002-6432-1191	• Paunović, Momir (185)
orcid::0000-0002-8006-5079	• Maksimović-Ivanić, Danijela (137)
orcid::0000-0002-9845-3299	• Stošić-Grujičić, Stanislava (137)
orcid::0000-0002-2899-7418	• Perić Mataruga, Vesna (134)
orcid::0000-0002-5613-9306	• Miljković, Đorđe (130)
orcid::0000-0002-1980-7029	• Saičić, Zorica (129)
396cc4d0-6cd3-4e11-97ea-24ca5e0623a5	• Barros, Lillian (124)
orcid::0000-0001-9509-9098	• Mijatović, Sanja (123)
orcid::0000-0002-6087-5189	• Pavlović, Pavle (113)

APP – Autori, projekti, publikacije

Eksterna aplikacija koja sadrži elemente CRIS-a i nudi rešenje za probleme koji u DSpace-u nisu rešeni na zadovoljavajući način.

Javno je dostupna.

<https://radar.ibiss.bg.ac.rs/APP/>

Soković, Marina

Sort By

dc.date.issued ↑ ↓

dc.date.accessioned ↑ ↓

dc.title ↑ ↓

dc.type ↑ ↓

dc.rights ↑ ↓

Link to this page

http://biss-r.rcub.bg.ac.rs/APP/faces/author.xhtml?author_id=orcid:0000-0002-7381-756X&item_offset=0&project_offset=0&sort_by=dc.date.issued

Authority Key	Name Variants
orcid:0000-0002-7381-756X	• Soković, Marina (198)

Projects

search... 1 / 105

dc.date.issued	dc.type
2018 (31)	
2013 (22)	
2017 (20)	
2019 (19)	
2015 (19)	
2007 (17)	
2008 (14)	
2009 (13)	
2011 (13)	
2012 (10)	
2016 (10)	
2010 (9)	
2004 (7)	
2003 (6)	
2002 (5)	

dc.date.issued	dc.type
2018 (31)	
2013 (22)	
2017 (20)	
2019 (19)	
2015 (19)	
2007 (17)	
2008 (14)	
2009 (13)	
2011 (13)	
2012 (10)	
2016 (10)	
2010 (9)	
2004 (7)	
2003 (6)	
2002 (5)	

dc.date.issued	dc.type
2018 (31)	
2013 (22)	
2017 (20)	
2019 (19)	
2015 (19)	
2007 (17)	
2008 (14)	
2009 (13)	
2011 (13)	
2012 (10)	
2016 (10)	
2010 (9)	
2004 (7)	
2003 (6)	
2002 (5)	

Autori

Author's Bibliography

RIS BibTeX 1 - 25 / 362

Bioactivity-guided identification and isolation of a major antimicrobial compound in *Cistus creticus* subsp. *creticus* leaves and resin "ladano"

Skorić, Marijana; Ćirić, Ana; Budimir, Snežana; Janošević, Dušica; Anđelković, Boban; Todosijević, Marina; Todorović, Slađana; Soković, Marina; Glamočlija, Jasmina; Tešević, Vele; Gašić, Uroš; Mišić, Danijela; Kanellis, Angelos K.

(Elsevier B.V., 2022)

RIS BibTeX APA Vancouver Chicago

The Synthesis of Triazolium Salts as Antifungal Agents: A Biological and In Silico Evaluation.

Pogrebnoi, Serghel; Radul, Oleg; Stingaci, Eugenia; Lupascu, Lucian; Vallica, Vladimir; Uncu, Livia; Smetanscaia, Anastasia; Petrou, Anthi; Ćirić, Ana; Glamočlija, Jasmina; Soković, Marina; Geronikaki, Athina; Macea, Filur Z.

(Basel: MDPI, 2022)

RIS BibTeX APA Vancouver Chicago

Phenolic Composition and Antioxidant, Anti-Inflammatory, Cytotoxic, and Antimicrobial Activities of Cardoon Blades at Different Growth Stages.

Mandim, Filipa; Petropoulos, Spyridon A.; Pinela, José; Dias, Maria Inês; Kostić, Marina; Soković, Marina; Ferreira, Isabel C. F. R.; Santos-Buelga, Celestino; Barros, Lillian

(Basel: MDPI, 2022)

Publikacije se mogu **sortirati po različitim kriterijumima**, njihov izbor se može ograničiti na određeni tip, verziju, godinu i kategoriju.

Omogućeno je **preuzimanje metapodataka** za pojedinačne publikacije i čitave liste u BibTeX i RIS formatu.

other (6)

review (2)

contributionToPeriodical (1)

preprint (1)

publishedVersion (1)

book (1)

Version

publishedVersion (339)

acceptedVersion (21)

submittedVersion (1)

M-Rank

aM21 (30)

aM21~ (5)

M13 (5)

M14 (2)

Author's Bibliography

RIS BibTeX ← 1 - 25 / 362 →

Bioactivity-guided identification and isolation of a major antimicrobial compound in *Cistus creticus* subsp. *creticus* leaves and resin "ladano"

Skorić, Marijana; Ćirić, Ana; Budimir, Snežana; Janošević, Dušica; Anđelković, Boban; Todosijević, Marina; Todorović, Slađana; Soković, Marina; Glamočlija, Jasmina; Tešević, Vele; Gašić, Uroš; Mišić, Danijela; Kanellis, Angelos K.

(Elsevier B.V., 2022)

RIS BibTeX APA Vancouver Chicago

The Synthesis of Triazolium Salts as Antifungal Agents: A Evaluation.

Pogrebnoi, Serghei; Radul, Oleg; Stingaci, Eugenia; Lupascu, Lucian; Val Anastasia; Petrou, Anthi; Ćirić, Ana; Glamočlija, Jasmina; Soković, Marina

(Basel: MDPI, 2022)

RIS

Phenolic Composition and Antioxidant, Anti-Inflammatory, C Activities of Cardoon Blades at Different Growth Stages.

Mandim, Filipa; Petropoulos, Spyridon A.; Pinela, José; Dias, Maria Inês; Ferreira, Isabel C. F. R.; Santos-Buelga, Celestino; Barros, Lillian

```
@article{
  author = "Skorić, Marijana and Ćirić, Ana and Budimir, Snežana a
  year = "2022",
  abstract = "Cistus creticus subsp. creticus is a shrubby Mediter
  publisher = "Elsevier B.V.",
  journal = "Industrial Crops and Products",
  title = "Bioactivity-guided identification and isolation of a ma
  volume = "184",
  doi = "10.1016/j.indcrop.2022.114992",
  pages = "114992"
}
```

Preuzete podatke možete da uvezete u citatne menadžere (npr. Mendeley ili Zotero) i dalje generišete bibliografije i dalje generišete bibliografije (za lične izveštaje ili sajt) ili ih citirate u publikacijama.

APP Authors Projects Publications

Projects

search... 1 - 30 / 1212

Project ID	Project Title
info:eu-repo/grantAgreement/MESTD/inst-2020/200007/RS// (500)	Ministry of Education, Science and Technological Development, Republic of Serbia, Grant no. 451-03-68/2020-14/200007 (University of Belgrade, Institute for Biological Research 'Siniša Stanković')
info:eu-repo/grantAgreement/MESTD/Basic Research (BR or ON)/173027/RS// (110)	The effects of magnetic fields and other environmental stressors on the physiological responses and behavior of different species
info:eu-repo/grantAgreement/MESTD/Basic Research (BR or ON)/173032/RS// (105)	Characterization and application of fungal metabolites and assessment of new biofungicides potential
info:eu-repo/grantAgreement/MESTD/Basic Research (BR or ON)/173018/RS// (99)	Ecophysiological adaptive strategies of plants in conditions of multiple stress
info:eu-repo/grantAgreement/MESTD/inst-2020/200178/RS// (89)	Ministry of Education, Science and Technological Development, Republic of Serbia, Grant no. 451-03-68/2020-14/200178 (University of Belgrade, Faculty of Biology)
info:eu-repo/grantAgreement/MESTD/Basic Research (BR or ON)/173024/RS// (75)	Physiological, chemical and molecular analysis of the diversity of selected rare and endangered plant species and application of biotechnology for ex situ conservation and production of biologically active compounds

Projekti

Pregled projekata i publikacija koje su njihov rezultat.

Na listama se prikazuje samo **ono što je uneseno u repozitorijum**.

Ako prilikom deponovanja publikacije nije unesen **podatak o projektu**, publikacija se neće pojaviti na odgovarajućem spisku.

Characterization and application of fungal metabolites and assessment of new biofungicides potential

Link to this page

[http://biss-r.rcub.bg.ac.rs/APP/faces/project.xhtml?project_id=info:eu-repo/grantAgreement/MESTD/Basic Research \(BR or ON\)/173032/RS//&item_offset=0&author_offset=0&sort_by=dc.date.issued](http://biss-r.rcub.bg.ac.rs/APP/faces/project.xhtml?project_id=info:eu-repo/grantAgreement/MESTD/Basic Research (BR or ON)/173032/RS//&item_offset=0&author_offset=0&sort_by=dc.date.issued)

info:eu-repo/grantAgreement/MESTD/Basic Research (BR or ON)/173032/RS//

Characterization and application of fungal metabolites and assessment of new biofungicides potential (en)

Karakterizacija i primena metabolita gljiva i utvrđivanje potencijala novih biofungicida (sr)

Karakterizacija i primena metabolita gljiva i utvrđivanje potencijala novih biofungicida (sr)

Authors

search...

Soković, Marina	Čirić, Ana	Glamočlija, Jasmina
Barros, Lillian	Ferreira, Isabel C.F.R.	Ferreira, Isabel C.F.R.
Smiljković, Marija	Petrović, Jovana	Calhelha, Ricardo C
Fernandes, Ângela	Nikolić, Miloš	Stojković, Dejan
Colauro, Nelson Barros	Gazim, Zilda Cristiani	Garcia-Castello, Esperanza
Mocan, Andrei	Spasojević, Dragica	Zmejkoski, Danica
Gonçalves, José Eduardo	Linde, Gian Andrea	Meigar, Bruno
Rodríguez-Lopez, Antonio D.	Niketić, Marjan S	Dias, Maria Inês
Radotić, Ksenija	Pereira, Eliana	Krstić Milošević, Dijana
Stojković, Dejan	Attimarad, Mahesh	Tusevski, Oliver

Publications

RIS BibTeX 1 - 25 / 500

Pygidial glands of the blue ground beetle *Carabus intricatus*: chemical composition of the secretion and its antimicrobial activity

Vesović, Nikola; Nenadić, Marija; Soković, Marina; Čirić, Ana; Vujsić, Ljubodrag V.; Todosijević, Marina M.; Stevanović, Nataša; Perić Mataruga, Vesna; Ilijin, Larisa; Čurčić, Srećko

(Springer-Verlag GmbH Germany, 2022)

RIS BibTeX APA Vancouver Chicago

Therapeutic Potential of Astrocyte Purinergic Signalling in Epilepsy and Multiple Sclerosis.

Nobili, Paola; Shen, Weida; Miličević, Katarina; Bogdanović Pristov, Jelena; Audinat, Etienne; Nikolić, Ljiljana

(Lausanne: Frontiers Media S.A., 2022)



2

RIS BibTeX APA Vancouver Chicago

The Influence of Social Isolation on Social Orientation, Sociability, Social Novelty Preference, and Hippocampal Parvalbumin-Expressing Interneurons in Peripubertal Rats - Understanding the Importance of Meeting Social Needs in Adolescence.

Potrebić, Milica; Pavković, Željko; Puškaš, Nela; Pešić, Vesna

(Lausanne: Frontiers Media S.A., 2022)



2

RIS BibTeX APA Vancouver Chicago

Three dispersal routes out of Africa: A puzzling biogeographical history in freshwater planarians

Solà, Eduard; Leria, Laila; Stocchino, Giacinta Angela; Bagherzadeh, Reza; Balke, Michael; Daniels, Savel R.; Harrath, Abdel Halim; Khang, Tsung-Fei; Krailas, Duangduen; Kumar, Biju; Li, Mei-Hui; Maghsoudlou, Abdolvahab; Matsumoto, Midori; Naser, Niamul Oben; Benedicita, Segev; Ori, Thielicke, Matthias; Tong, Xiaoli; Živanović, Goran; Manconi, Renata; Baguñà, Jaume; Riutort, Marta

(Hoboken: Wiley, 2022)



15

RIS BibTeX APA Vancouver Chicago



1

Sort By	
dc.date.issued	↑
dc.date.accessioned	↑
dc.title	↑
dc.type	↑
dc.rights	↑

dc.date.issued
2018 (22)
2017 (15)
2019 (8)
2016 (4)
2015 (2)

dc.type
article (48)
doctoralThesis (2)
Book Section (1)

dc.type.version
publishedVersion (42)
acceptedVersion (9)

dc.citation.rank

Guidelines for the use and interpretation of assays for monitoring autophagy (4th edition)

Dinić, Jelena; Harhaji Trajković, Ljubica; Misirkić Marjanović, Maja; Vučičević, Ljubica

(Informa UK Limited, 2021)



In vitro comparison of the photothermal anticancer activity of graphene nanoparticles and carbon nanotubes

Marković, Zoran M.; Harhaji Trajković, Ljubica; Todorović-Marković, Biljana M.; Kepić, Dejan P.; Arskin, Katarina M.; Jovanović, Svetlana P.; Pantović, Aleksandar C.; Dramićanin, Miroslav D.; Trajković, Vladimir S.

(Elsevier BV, 2011)



Roles of the Raf/MEK/ERK and PI3K/PEN/Akt/mTOR pathways in controlling growth and sensitivity to therapy-implications for cancer and aging

Steelman, Linda S.; Chappell, William H.; Abrams, Stephen L.; Kempf, C Ruth; Long, Jacquelyn M.; Laidler, Piotr; Mijatović, Sanja; Maksimović-Ivanić, Danijela; Stivala, Franca; Mazzarino, Maria C.; Donia, Marco; Fagone, Paolo; Malaponte, Graziella; Nicoletti, Ferdinando; Libra, Massimo; Milella, Michele; Tafuri, Agostino; Bonati, Antonio; Baesecke, Joerg; Cocco, Lucio; Evangelisti, Camilla; Martelli, Alberto M.; Montalto, Giuseppe; Cervello, Melchiorre; McCubrey, James A.

(2011)



Ras/Raf/MEK/ERK and PI3K/PEN/Akt/mTOR Inhibitors: Rationale and Importance to Inhibiting These Pathways in Human Health

Chappell, William H.; Steelman, Linda S.; Long, Jacquelyn M.; Kempf, Ruth C.; Abrams, Stephen L.; Franklin, Richard A.; Baesecke, Joerg; Stivala, Franca; Donia, Marco; Fagone, Paolo; Malaponte, Graziella; Mazzarino, Maria C.; Nicoletti, Ferdinando; Libra, Massimo; Maksimović-Ivanić, Danijela; Mijatović, Sanja; Montalto, Giuseppe; Cervello, Melchiorre; Laidler, Piotr; Milella, Michele; Tafuri, Agostino; Bonati, Antonio; Evangelisti, Camilla; Cocco, Lucio; Martelli, Alberto M.; McCubrey, James A.

(2011)



Softverska platforma je povezana sa servisima *Altmetric.com*, *Dimensions*, *Web of Science* (posredno) i *Scopus*. Zahvaljujući tome, i u repozitorijumu, i u aplikaciji APP prikazuju se podaci o citiranosti. *Altmetric.com* rezultat i citiranost u *Dimensions* dostupni su samo za zapise koji imaju DOI.

Publikacije

3K3A-activated protein C blocks amyloidogenic BACE1 pathway and improves functional outcome in mice.

 2019

Authors:

Lazić, Divna
Sagare, Abhay P
NikolaKopoulou, Angeliki M
Griffin, John H
Vassar, Robert
Zloković, Benislav V

Document Type:

Article (Published version)



© 2019 Lazić et al.

Metadata

[Show full item record](#)

Abstract:

3K3A-activated protein C (APC), a cell-signaling analogue of endogenous blood serine protease APC, exerts vasculoprotective, neuroprotective, and anti-inflammatory activities in rodent models of stroke, brain injury, and neurodegenerative disorders. 3K3A-APC is currently in development as a neuroprotectant in patients with ischemic stroke. Here, we report that 3K3A-APC inhibits BACE1 amyloidogenic pathway in a mouse model of Alzheimer's disease (AD). We show that a 4-mo daily treatment of 3-mo-old 5XFAD mice with murine recombinant 3K3A-APC (100 µg/kg/d i.p.) prevents development of parenchymal and cerebrovascular amyloid-β (Aβ) deposits by 40-50%, which is mediated through NFκB-dependent transcriptional inhibition of BACE1, resulting in blockade of Aβ generation in neurons overexpressing human Aβ-precursor protein. Consistent with reduced Aβ deposition, 3K3A-APC normalized hippocampus-dependent behavioral deficits and cerebral blood flow responses, improved cerebrovascular integrity, and diminished neuroinflammatory responses. Our data suggest that 3K3A-APC holds potential as an effective anti-Aβ prevention therapy for early-stage AD.

Source:

The Journal of Experimental Medicine, 2019, 216, 2, 279-293

Projects:

- National Institute of Health
- National Institute of Health

DOI: 10.1084/jem

PubMed: 30647119

WoS: 00045758

Scopus: 2-52-0

[See more details](#) | [Close this](#)
[[Google Scholar](#)]

URI

<http://www.ncbi.nlm.nih.gov/pubmed/30647119>
<http://ibiss-r.rcub.bg.ac.rs/123456789/3263>


Integracija i diseminacija

Institutional Repository

RADAR

Research Art Design Architecture Repository

Web page: <http://radar.gsa.ac.uk/>

COLLECTED FROM OPENDOAR UNITED KINGDOM

A set of social media sharing icons including Twitter, Facebook, LinkedIn, Print, Email, and a plus sign for more options. Below the icons is a logo consisting of two stylized human figures in blue and red, with the number 214,231 underneath, representing the total number of items in the repository.

SUMMARY	RELATED CONTENT PROVIDERS	PUBLICATIONS	OTHER RESEARCH	STATISTICS
		922	478	

Recent Publications

VIEW ALL →

Publication . Thesis . 2022

Negotiating Cultural, Social and Spatial Differences in Cross-Cultural Domestic Interiors: The Case of Saudi Women Migrants in Glasgow

OPEN ACCESS ENGLISH

Authors: Rawas, Sondos;

Country: United Kingdom

Context\ud Currently, many and diverse groups of migrating people are swept up in global movement and mobility. There is a continuous flux of mobility and chronic temporary migration. International students, trainees and workers are categorized in temporary migration as...

<https://explore.openaire.eu/search/dataprovider?datasourceId=opendoar::dbbf603ff0e99629dda5d75b6f75f966>

330 hits in 304,967,624 documents

1. **Naših 70 godina: Institut za biološka istraživanja „Siniša Stanković“, Univerzitet u Beogradu**

Description: Pavlović P, Mihailović M, Paunović M, editors. Naših 70 godina: Institut za biološka istraživanja „Siniša Stanković“, Univerzitet u Beogradu. Belgrade: **Institute for Biological Research “Siniša Stanković”, University of Belgrade**; 2017. 231 p.

Publisher, Year: Institute for Biological Research “Siniša Stanković”, University of Belgrade, 2017

Source: Institute for Biological Research “Siniša Stanković”, University of Belgrade

Document Type: book ; publishedVersion ; [Book]

Content Provider: RADaR - Repozitorijum Arhiviranih Digitalnih Radova Institut za biološka istraživanja „Siniša Stanković“
RADaR - Digital Repository of Archived Publications Institute for Biological Research “Sinisa Stankovic”

[Detail View](#) | [Email this](#) | [Add to Favorites](#) | [In Google Scholar](#) | [Export Record](#)

2. **Book of Abstracts**

Description: Book of Abstracts / 3rd International Conference on Plant Biology and 22nd SPPS Meeting , 9-12 June 2018, Belgrade ; organized by Serbian Plant Physiology Society and **Institute for Biological Research “Siniša Stanković”, University of Belgrade** and...

Publisher, Year: Belgrade : Serbian Plant Physiology Society; University, Institute for Biological Research “Siniša Stanković”; University, Faculty of Biology, 2018-10-31T11:49:20Z

Source: Belgrade : Serbian Plant Physiology Society; Institute for Biological Research “Siniša Stanković”; Faculty of Biology

Document Type: publishedVersion

Content Provider: RADaR - Repozitorijum Arhiviranih Digitalnih Radova Institut za biološka istraživanja „Siniša Stanković“
RADaR - Digital Repository of Archived Publications Institute for Biological

Sort Your Results

Relevance

Refine Search Result

Auth

Subje

Dewe

Year

Conte

Lang

Docu

Acces

Terms

More

Sea

Get

Get

Email this Search

Save Search

Browsing

Content Provider:

RADaR - Repozitorijum Arhiviranih Digitalnih Radova Institut za biološka istraživanja „Siniša Stanković”

RADaR - Digital Repository of Archived Publications Institute for Biological Research “Sinisa Stankovic”

URL: <http://ibiss-r.rcub.bg.ac.rs/>

Continent: Europe

Country: rs

Latitude / Longitude: 44.817440 / 20.487196 ([Google Maps](#) | [OpenStreetMap](#))

Number of documents: 4,265

Open Access: 1,808 (43%)

Type: Academic publications

System: DSpace XOAI

Content provider indexed in BASE since: 2017-12-08

BASE URL: <https://www.base-search.net/Search/Results?q=coll:ftinstbiss>

<https://www.base-search.net/>

Digital Repository of Archived Publications - Institute for Biological Research Sinisa Stankovic (RADaR)



No full text

Biomarker responses in *Corbicula fluminea* to the presence of dioxin-like polychlorinated biphenyls and seasonal changes

[Vrankovic Jelena](#) [Slavic Marija](#)

PCBs are potential genotoxicants and inducers of increased levels of ROS and oxidative stress in both humans and wildlife. In this study, biotransformation



No full text

Pyrimethanil: Between efficient fungicide against *Aspergillus* rot on cherry tomato and cytotoxic agent on human cell lines

[Aleksić Milena](#) [Stanisavljević Danijela](#) [+ 5 MORE](#)

Pyrimethanil, a synthetic fungicide widely used for the treatment of pre- and postharvest fungal diseases on different agricultural crops, was explored for its



No full text

Updated distribution and biogeography of amphibians and reptiles of Europe

[Sillero Neftali](#) [Campos Joao](#) [+ 17 MORE](#)

A precise knowledge of the spatial distribution of taxa is essential for decision-making processes in land management and biodiversity conservation, both for present and



No full text

Long-term effects of somatostatin 14 on the pituitary-ovarian axis in rats

[Nestorović Nataša](#) [Manojlović-Stojanoski Milica](#) [+ 5 MORE](#)

The long-term effects of somatostatin 14 (SST-14) on the pituitary-ovarian axis were examined. Female Wistar rats received 20 µg/100 g b.w. doses subcutaneously twice



Digital Repository of Archived Publications - Institute for Biological Research Sinisa Stankovic (RADaR)

Access Repository Dashboard

Do you manage Digital Repository of Archived Publications - Institute for Biological Research Sinisa Stankovic (RADaR)? Access insider analytics, issue reports and manage access to outputs from your repository in the CORE Repository Dashboard! [CORE Repository Dashboard!](#)



[SIGN IN](#)[CREATE ACCOUNT](#)

<https://core.ac.uk/data-providers/4823>

[Centaurium taxa \(fam. gentianaceae\) in the Balkan peninsula: diversity, specialized metabolism and ecophysiology](#)

[D Mišić](#), [B Šiler](#), [T Banjanac](#), [M Skorić](#)... - IV symposium of ..., 2020 - [radar.ibiss.bg.ac.rs](#)



... **research** on the Centaurium species within the **Institute for Biological Research "Siniša Stanković"** - National **Institute** ... By adopting multi-omics approach we **study** secoiridoid glucosides ...

☆ Save  Cite All 2 versions 

[Supplementary data for the article: Mihailović M, Uskoković A, Arambašić-Jovanović J, Grdović N, Dinić S, Poznanović G, Franić A, Đorđević M, Vidaković M ...](#)

[M Mihailović](#), [A Uskoković](#)... - ... **Biological Sciences**, 2020 - [radar.ibiss.bg.ac.rs](#)

Supplementary Table S1. The effects of administration of extracts of Castanea sativa, Lactarius deterrimus and the combination of these extracts on the change in body weight and ...

☆ Save  Cite All 4 versions 

[Wounding alters gene expression of secoiridoid glucosides metabolic pathway in leaves of common centaury](#)

[J Božunović](#), [M Skorić](#), [D Matekalo](#)... - ... on **Plant Biology** ..., 2018 - [radar.ibiss.bg.ac.rs](#)



... 3rd International Conference on **Plant Biology** (22nd SPPS Meeting); 2018 Jun 9-12; ... Society, **Institute for Biological Research "Siniša Stanković"**; Faculty of **Biology**; 2018. p. 66. ...

☆ Save  Cite 

[Impact of climate changes on potato production and mitigation strategies](#)

[I Momčilović](#), [D Pantelić](#), [J Rudić](#) - ... : **A Place Where Science** ..., 2021 - [radar.ibiss.bg.ac.rs](#)



Potato, Solanum tuberosum L., is the most important non-grain food crop in the world and the main vegetable crop in Serbia. This species produces more food per unit of production ...

☆ Save  Cite All 2 versions 

[Chemical and bioactive characterization of Impatiens balsamina L. pink flowers and their application in a portuguese pastry product](#)

[EO Pires Júnior](#), [C Caleja](#), [J Pinela](#)... - 1st **Natural products** ..., 2021 - [radar.ibiss.bg.ac.rs](#)

Edible flowers have been described as presenting several health benefits, associated with powerful bioactive compounds present in their composition [1]. These matrices have also ...

☆ Save  Cite All 3 versions 

[Frailty index of aging female rats changes under diferent dietary protocols](#)

[M Prvulović](#), [S Todorović](#), [S Kanazir](#)... - ... **Radical Research** ..., 2021 - [radar.ibiss.bg.ac.rs](#)

The continuous increase of a lifespan imposes need to prolong the healthspan - period of life spent free of age-related disabilities. Some interventions such as dietary restriction (DR) ...

☆ Save  Cite 

Unpaywall

Besplatna aplikacija, dodatak za Chrome i Firefox pomaže u pronalaženju sadržaja u otvorenom pristupu (<https://unpaywall.org/products/extension>)

Servis Unpaywall preuzima podatke direktno iz institucionalnog repozitorijuma

The screenshot shows the ScienceDirect interface for the article "Sleep disorder and altered locomotor activity as biomarkers of the Parkinson's disease cholinopathy in rat". The article is from the journal "Behavioural Brain Research", Volume 339, February 2018. The authors listed are Jelena Ciric, Katarina Lazic, Slobodan Kapur, Milka Perovic, Jelena Petrovic, Vesna Pesic, Selma Kanazir, and Jasna Saponjic. The article is marked as a "Research report". A blue callout box with a white background and a blue border points to a green lock icon in the "Purchase PDF" button area, containing the text "Dostupan je recenzirani rukopis rada". The page also features a "Highlights" section with bullet points: "Hippocampal sleep long-lasting hallmarks", "High voltage sleep REM sleep reflects...", and "Hypokinesia reflects impaired cholinergic impact in motor control regulatory network".

The screenshot shows the "Accepted Manuscript" page for the same article. It includes the title "SLEEP DISORDER AND ALTERED LOCOMOTOR ACTIVITY AS BIOMARKERS OF THE PARKINSON'S DISEASE CHOLINOPATHY IN RAT", the authors' names, and the journal name "Behavioural Brain Research". It also provides the article's DOI (10.1016/j.bbr.2017.11.021), the received date (27-7-2017), the revised date (7-9-2017), and the accepted date (16-11-2017). A note at the bottom states: "This is a PDF file of an unedited manuscript that has been accepted for publication. As a service to our customers we are providing this early version of the manuscript. The manuscript will undergo copyediting, typesetting, and review of the resulting proof before it is published in its final form. Please note that during the production process errors may be discovered which could affect the content, and all legal disclaimers that apply to the journal pertain."

Search results for "ibiss-r.rcub.bg.ac.rs"

Open Content

 Open Access

Format

 All Formats (2,736) Downloadable article (2444) Downloadable archival material (287) eBook (5)

Refine Your Search

Year

[2018](#) (228)[2017](#) (224)[2016](#) (260)[2013](#) (216)[2012](#) (219)[Show more...](#)



Language


[English](#) (1435)[Undetermined](#) (1220)[Serbian](#) (81)

Results 1-10 of about 2,736 (.15 seconds)

<< First < Prev 1 2 3 Next >


[Select All](#) [Clear All](#)Save to: Sort by:

1.  [The protective role of virgin coconut oil on the alloxan-induced oxidative stress in the liver, kidneys and heart of diabetic rats.](#)
by Đurašević, Siniša; Jasnić, Nebojša; Prokić, Marko; Grigorov, Ilijana; Martinović, Vesna; Đorđević, Jelena; Pavlović, Slađan
 Downloadable article
Publication: Food & Function
Publisher: 2019

2.  [Novel antimicrobial agents' discovery among the steroid derivatives](#)
by Nadarara, Nanuli Sh.; Amiranashvili, Lela Sh.; Merlani, Nana N.; Geronikaki, Athina; Petrou, Anthi; Poroikov, Vlad Soković, Marina
 Downloadable article
Publication: Steroids
Publisher: 2019

3.  [Senescence as a main mechanism of Ritonavir and Ritonavir](#)
by Paskaš, Svetlana; Krajinović, Tamara; Basile, Maria S.; Mangano, Katia; Mammana, Santa; Al-Abed, Yousef; Nico Maksimović-Ivanić, Danijela
 Downloadable article
Publication: Molecular Carcinogenesis
Publisher: 2019

4.  [Ecotoxicological effects of microplastics: Examination of perspectives](#)
by Prokić, Marko; Radovanović, Tijana; Gavrić, Jelena; Fa
 Downloadable article
Publication: TrAC Trends in Analytical Chemistry
Publisher: 2019

[Return to Search Results](#) [Add to list](#) [Add tags](#) [Write a review](#)

Rate this item: ☆☆☆☆☆

 [Cite/Export](#) [Print](#) [E-mail](#) [Share](#) [Permalink](#)

The protective role of virgin coconut oil on the alloxan-induced oxidative stress in the liver, kidneys and heart of diabetic rats.

Author: Đurašević, Siniša; Jasnić, Nebojša; Prokić, Marko; Grigorov, Ilijana; Martinović, Vesna; Đorđević, Jelena; Pavlović, Slađan

Publisher: 2019

Edition/Format:  Downloadable article

Publication: Food & Function

Summary: The aim of this study was to investigate the potential protective effect of virgin coconut oil (VCO) on oxidative stress parameters in the liver, kidneys and heart of alloxan-induced (150 mg kg⁻¹ i.p.-1) diabetes in rats. Our results showed that daily supplementation of VCO (20% of food) for 16 weeks significantly (p < 0.05) ameliorates some deleterious effects caused by alloxan. VCO reduced the diabetes-related [Read more...](#)Rating: ☆☆☆☆☆ (not yet rated)  0 with reviews - Be the first.

Get a Copy

[Find a copy in the library](#)

Find a copy online

Links to this item

[View online](#)



Povezivanje publikacija deponovanih u repozitorijum i ORCID profila


U institucionalni repozitorijum su deponovane publikacije koje nisu dostupne online, a onda su podaci o njima izvezeni u BibTeX formatu i uvezeni u ORCID.


Na ovaj način istraživači mogu da formiraju svoju kompletnu bibliografiju u okviru ORCID profila, što je posebno značajno za mlade istraživače koji još uvek nemaju radove u međunarodnim časopisima i istraživače u oblasti humanističkih nauka, koji uglavnom objavljuju radove u zbornicima i časopisima koji se ne indeksiraju u WoS-u i Scopusu.


Stefan Denda


ORCID ID
id orcid.org/0000-0001-5556-9980


 **Print view** 


Country 
Serbia


Keywords 
social geography, tourism geography, medical geography, life quality research


Websites 
[Institutional website](#)


▼ Works (17) 

The North Atlantic Oscillation (NAO), The Arctic Oscillation (AO) and Forest Fires in Lithuania
2017 | book
ISBN: 9788663050624
URL: <http://dais.sanu.ac.rs/handle/123456789/1073>
Source: Stefan Denda 

Indicators of competitiveness in tourism: Case of Serbia, Montenegro and FYR Macedonia
2016 | book
ISBN: 9788680949094
URL: <http://dais.sanu.ac.rs/handle/123456789/1075>
Source: Stefan Denda 

Proizvodnja i robna razmena grožđa i vina: stanje u svetu i Srbiji (šumadijski region)
Agroekonomika
2016 | journal-article
URL: <http://dais.sanu.ac.rs/handle/123456789/1065>
Source: Stefan Denda 

Protected natural assets as a tourist offer of Belgrade
2016 | book
ISBN: 9788683573844
URL: <http://dais.sanu.ac.rs/handle/123456789/1074>
Source: Stefan Denda 

Transformation of hotel offer in the Serbian spa resorts: Present state and perspectives
Programme / HOTELPLAN 2016: The Sixth International Bienial Congress: Hospitality and Tourism - Interdisciplinary Approach, The Collece of Hotel Management, Belgrade, Serbia, November 4th, 2016
2016 | journal-article
URL: <http://dais.sanu.ac.rs/handle/123456789/1072>
Source: Stefan Denda 


OpenDOAR

[About](#)[Directory](#)[Statistics](#)[Tools and support](#)[Our Work](#)[Contact](#)

RADaR

 Repository Information

Repository Name	Digital Repository of Archived Publications - Institute for Biological Research Sinisa Stankovic (RADaR) <small>[English]</small>
Repository Type	Institutional
Repository URL	http://ibiss-r.rcub.bg.ac.rs
OAI-PMH URL	http://ibiss-r.rcub.bg.ac.rs/oai/request
Software Name	DSpace
Content Types	Journal Articles Conference and Workshop Papers Theses and Dissertations Books, Chapters and Sections
Subjects	Science








 Organisation Open Access Policies Record Information[Suggest an update for this record](#)<https://v2.sherpa.ac.uk/id/repository/4035>

National Initiatives for Open Science in Europe – NI4OS Europe, aims to be a core contributor to the [European Open Science Cloud \(EOSC\)](#) service portfolio, commit to EOSC governance and ensure inclusiveness on the European level for enabling global Open Science.



RADaR - Digital Repository of Archived Publications of the Institute for Biological Research

Institutional digital repository of the Institute for Biological Research "Siniša Stanković" – National Institute of Republic of Serbia, University of Belgrade

 User manual	 Terms of use	 Privacy policy	 Access policy	 Training	 Helpdesk	 Monitoring
--	---	---	--	---	---	---

RADaR - Digital Repository of Archived Publications of the Institute for Biological Research "Siniša Stanković" is the institutional digital repository of [the Institute for Biological Research "Siniša Stanković" – National Institute of Republic of Serbia, University of Belgrade](#). The aim of the repository is to provide open access to publications and other research outputs resulting from the projects implemented by the Institute for Biological Research "Siniša Stanković".

[OpenDOAR](#)

[OpenAIRE](#)

[ROAR](#)

[BASE](#)

[CORE](#)

[WorldCat](#)

Resource organization

ON-BOARDED




Institute for Biological Research
Siniša Stanković, University of
Belgrade

Bulevar despota Stefana 142, 11060
Belgrade, Serbia (RS)

[more](#)

Resource providers

ON-BOARDED



University of Belgrade Computer
Centre

Kumanovska 7, 126119 Belgrade, Serbia (RS)

[more](#)

Search

Edit in Agora

REPOSITORY ON-BOARDED



Website
<https://radaribiss.bg.ac.rs>

Readiness
TRL9

Domain
Natural Sciences

Subdomain
Biological Sciences

Category
Data Scholarly Communication

Subcategory
Discovery Scientific/Research Data Repository
Publication

Target users
Research Groups Research Managers Businesses Funders
Innovators Students Policy Makers Research Projects
Researchers Research Organisations Research Networks
Research Communities

Access type
Virtual

Access mode
Free

Tags
institutional repository Serbia biology microbiology

<https://catalogue.ni4os.eu/? =/resources/4c9ae669-8b1f-48e0-831c-27f77481004a>